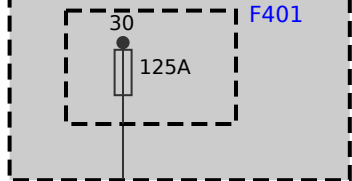




Z4 Front power distribution box



1 Z4*2B

30 < 401

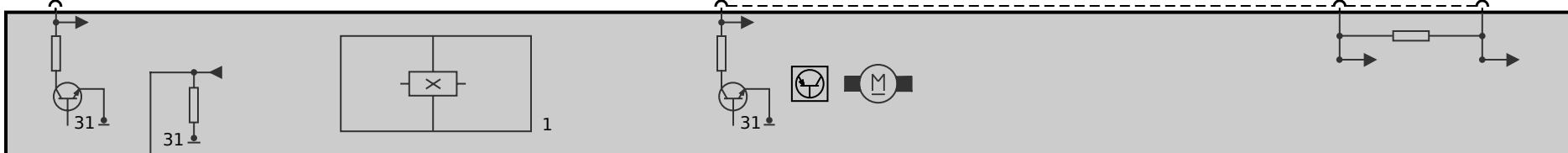
25.0 with sports steering

17.0 without sports steering



RT

1 A67*2B



2 A67*2B

31

25.0 with sports steering

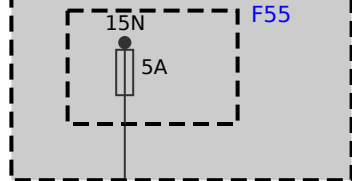
17.0 without sports steering



BR

Z10*20B

Z7 Front power distribution box



2 Z7*3B

15N < 55

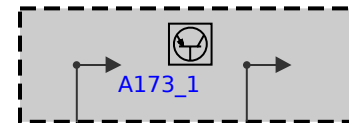
0.5

GN/RT



6

A173 Front Electronic Module



31

A173_1

32 A173*8B

FR_BP_1

0.35

RS/RT



FR_BM_1

0.35

GN



1

4 A67*1B

A67 Electromechanical power steering
1) Steering-torque sensor