
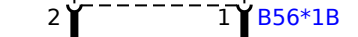


with range extension


not Hybrid



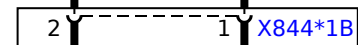
B56
Outside temperature sensor




B56*1B
basic version



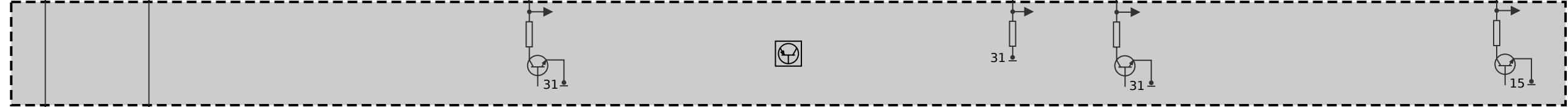
B56*2B
only with John Cooper Works equipment



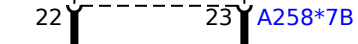
X844*1B
only with John Cooper Works equipment



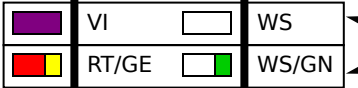
A258*2B



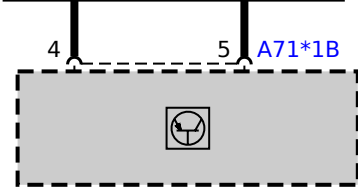
A258
Body Domain Controller



A258*7B



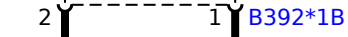
A71*1B



A71
Instrument cluster control unit



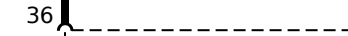
B22
Fuel level sensor 2



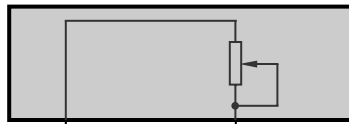
B392*1B



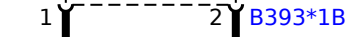
TANK_LI+
0.35
GE/RT



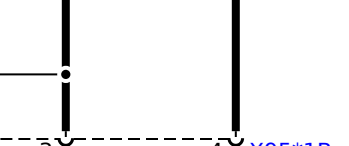
A258*5B



B21
Fuel level sensor




B393*1B

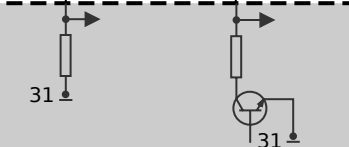


TANK-
0.35
GE/BL

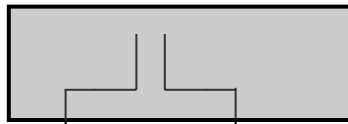
TANK_RE+
0.35
GE/WS



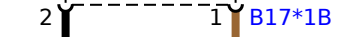
X95*1B



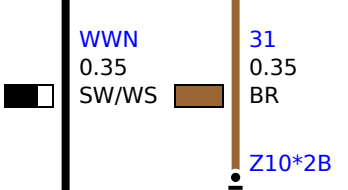
A258*3B



B17a
Washer fluid level sensor



B17*1B



WWS
0.35
SW/WS

Z10*2B
0.35
BR



A258*3B