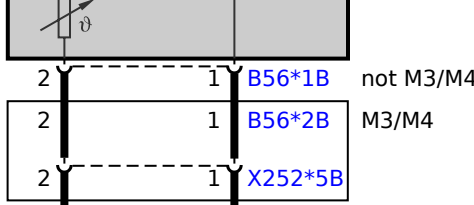


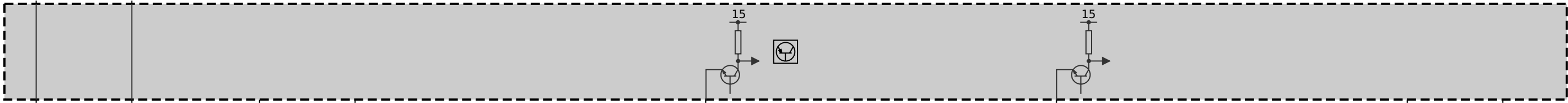
B56
Outside temperature sensor



AT+
0.35
BL/RT

AT-
0.35
BL/BR

34 33 **A173*2B**



AT+
0.35
BL/GE



AT-
0.35
BL/BR

PT_CAN_H
0.35
BL/RT

PT_CAN_L
0.35
RT

BL/WS
BL/WS

4 5 6 12 **A71*1B**



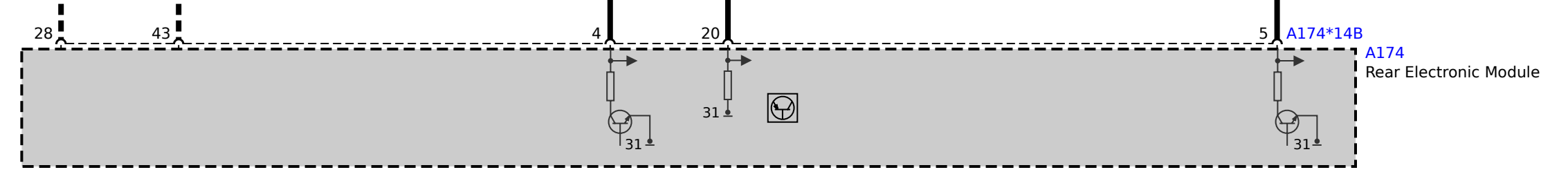
K_CAN2_H
0.35
GE/RT

K_CAN2_L
0.35
GE/BR

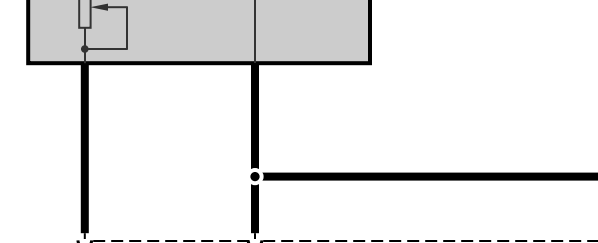
X74*1V

X74*2V

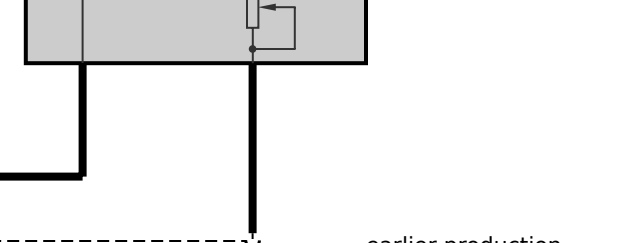
28 43



B21
Fuel level sensor



B22
Fuel level sensor 2



TANK_LI+
0.35
GE/SW

TANK-
0.35
GE/BL

4 20

X94*1B earlier production

X94*3B later production

1 3 4

TANK_RE+
0.35
GE/WS

5 **A174*14B**

31