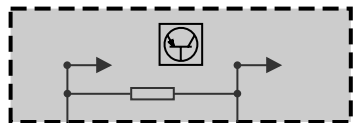





A46
Digital Motor Electronics



43 44 **A46*1B**

PT_CAN2H
0.5
WS/GE

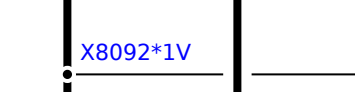
PT_CAN2L
0.5
WS/BL



13 14

PT_CAN2H
0.35
SW

PT_CAN2L
0.35
GE



X8092*1V



X8092*2V

PT_CAN2H
0.35
SW

PT_CAN2L
0.35
GE

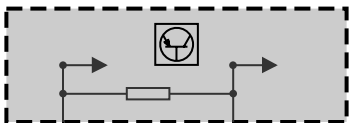


4 3 **Y21*1B**

Y21
Electronic transmission control



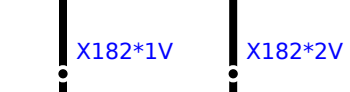
S45
Gear selector switch



6 5 **S45*1B**

PT_CAN2H
0.35
WS/GE

PT_CAN2L
0.35
WS/BL



X182*1V



PT_CAN2H
0.35
WS/GE

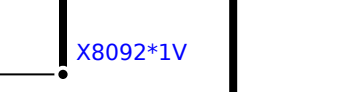
PT_CAN2L
0.35
WS/BL




11 12 **X13*2B**

PT_CAN2H
0.35
SW

PT_CAN2L
0.35
GE



X8092*1V



X8092*2V

