

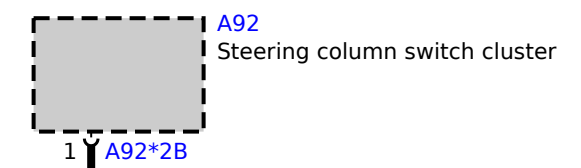
30F<13  
0.35  
RT/GE




31  
0.35  
BR/SW

X687\*1V

K\_LIN\_8  
0.35  
GE/SW



FAS\_RED  
0.35  
BL



49VL  
0.75  
BL/GN

LM\_LIN\_1  
0.35  
WS/RT

X75\*1V

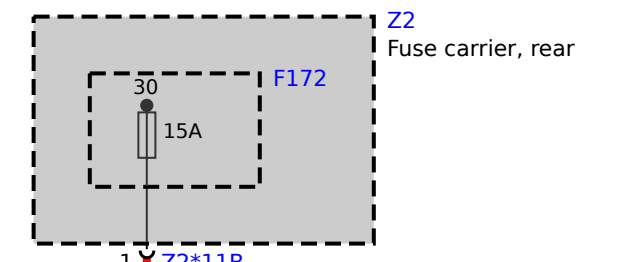
X75\*2V

K\_CAN3\_H  
0.35  
GE/WS

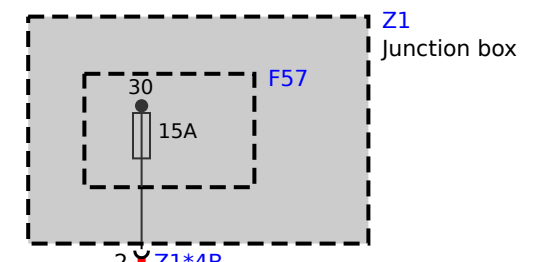
K\_CAN3\_L  
0.35  
GE/SW

49VR  
0.75  
BL/BR

LM\_LIN\_1  
0.35  
WS/GN



30<172  
2.5  
RT/SW



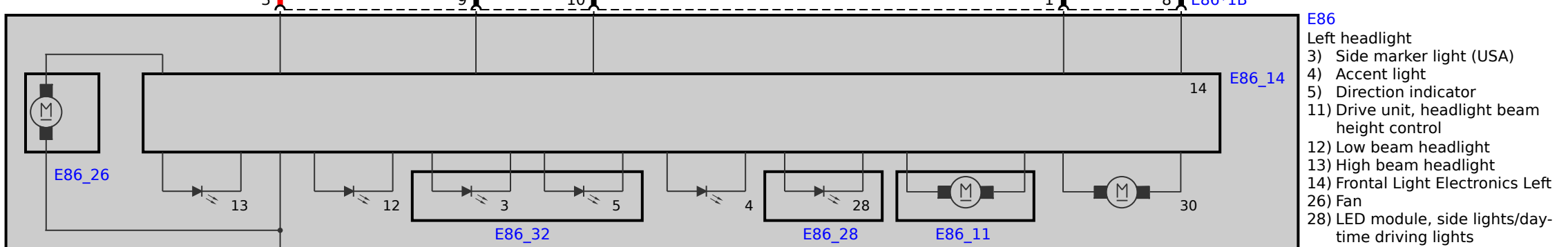
30<57  
2.5  
RT/WS

X75\*1V

X75\*2V

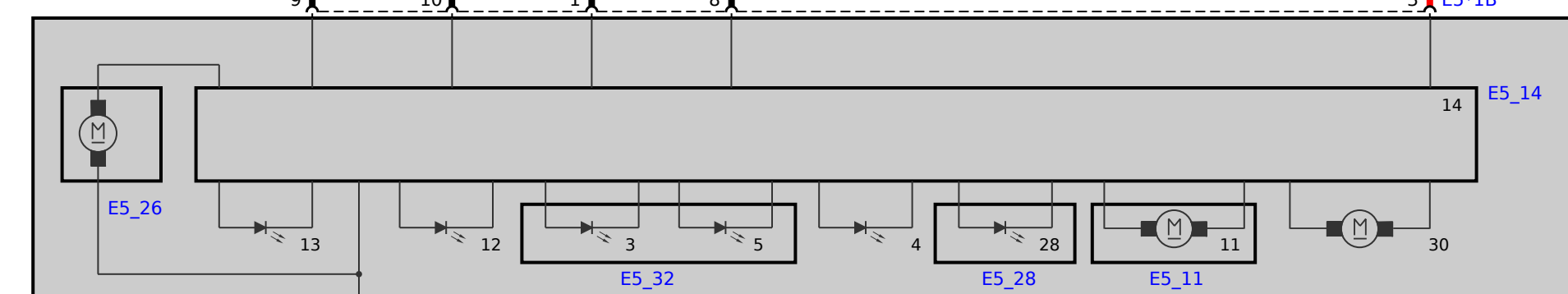
K\_CAN3\_H  
0.35  
GE/WS

K\_CAN3\_L  
0.35  
GE/SW



31  
2.5  
BR

Z10\*2B



31  
2.5  
BR

Z10\*3B

- E86**
- 3) Side marker light (USA)
  - 4) Accent light
  - 5) Direction indicator
  - 11) Drive unit, headlight beam height control
  - 12) Low beam headlight
  - 13) High beam headlight
  - 14) Frontal Light Electronics Left
  - 26) Fan
  - 28) LED module, side lights/day-time driving lights
  - 30) Swivel module (with AHL)
  - 32) LED module for turn indicator/side marker light

- E5**
- 3) Side marker light (USA)
  - 4) Accent light
  - 5) Direction indicator
  - 11) Drive unit, headlight range control
  - 12) Low beam headlight
  - 13) High beam headlight
  - 14) Frontal Light Electronics Right
  - 26) Fan
  - 28) LED module, side lights/day-time driving lights
  - 30) Swivel module (with AHL)
  - 32) LED module for turn indicator/side marker light