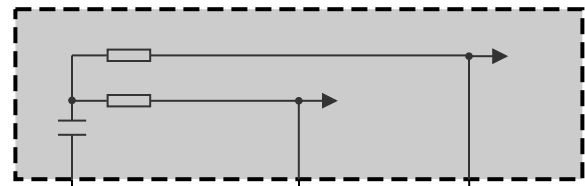
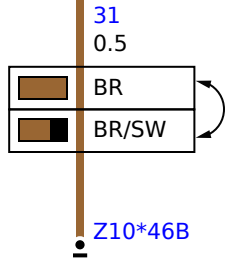


Z44
Front right power distribution box



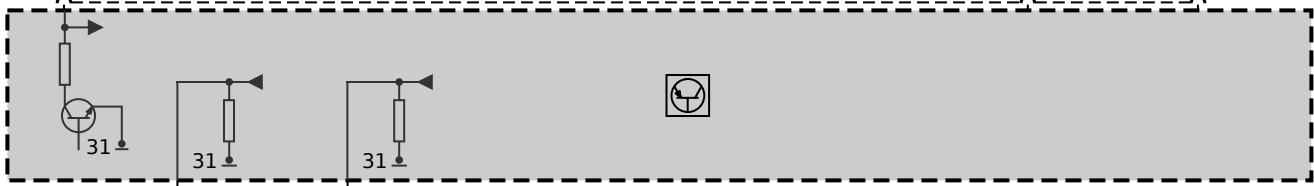
R2a
CAN terminator 2

30B<55
2.5
RT/GE



15
30B<55
2.5
RT/GE

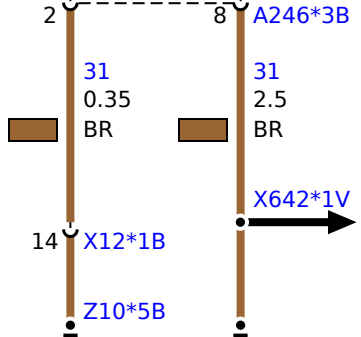
7



A246
Front passenger seat module

K_CAN2_H
0.35
GE/BR

K_CAN2_L
0.35
GE/RT



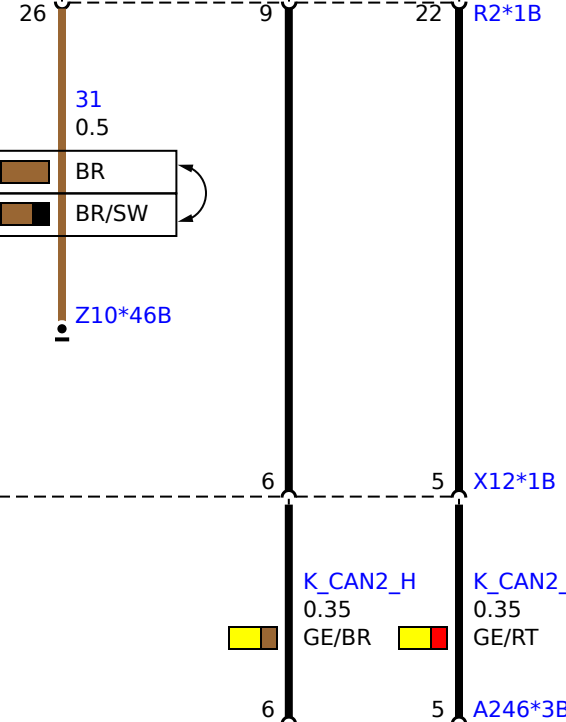
2
31
0.35
BR

8
31
2.5
BR

14
X12*1B

Z10*5B

X642*1V



26
31
0.5
Z10*46B

9
6

22
R2*1B

5
X12*1B

6
A246*3B

5
A246*3B