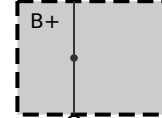


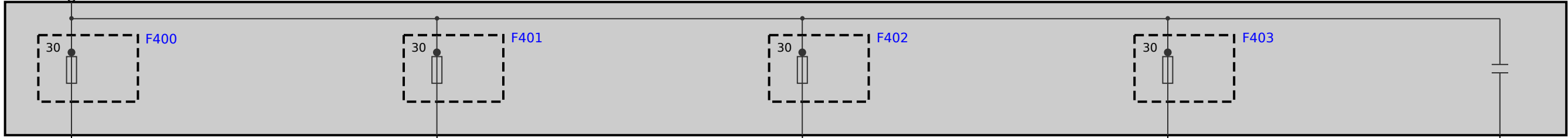
X2  
Jump start terminal point



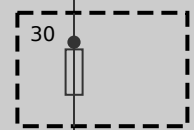
B+  
35.0  
RT



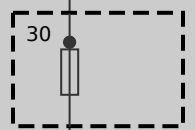
Z4\*3B



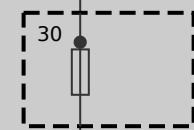
Z4  
Front power distribution box



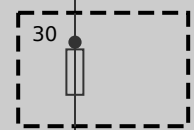
F400



F401



F402



F403

2

1

2

1

2

30<400  
16.0  
RT



30<401  
25.0  
RT



30<402  
10.0  
RT



30<403  
4.0  
RT



31  
4.0  
BR



1

1

1

1

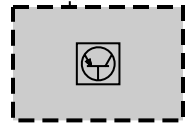
Z10\*20B



K5  
Cut-out relay, electric fan



A67  
Electromechanical power steering



E25  
Electric auxiliary heater, front



E102  
Fuel filter heating

