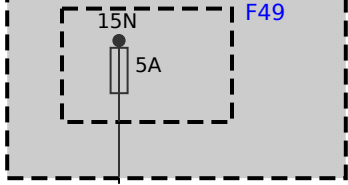





Z7
Front power distribution box

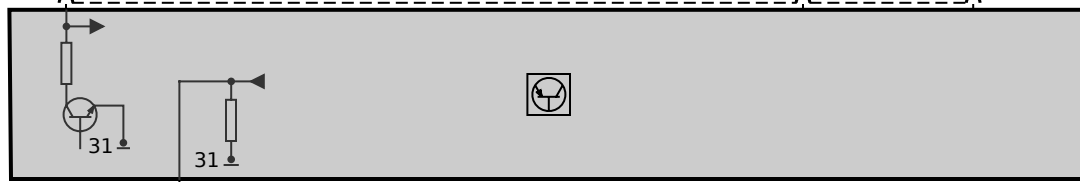


2 Z7*5B

15N<49
0.35
GN/RT




4



3 B193*1B

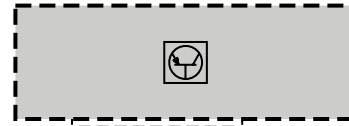
31
0.35
BR/SW



Z10*7B left-hand drive

Z10*8B right-hand drive

A78
Integrated chassis management



14

CAN_H
0.35
GR/GE



2

15

A78*1B
CAN_L
0.35
GR/VI



1

B193*1B