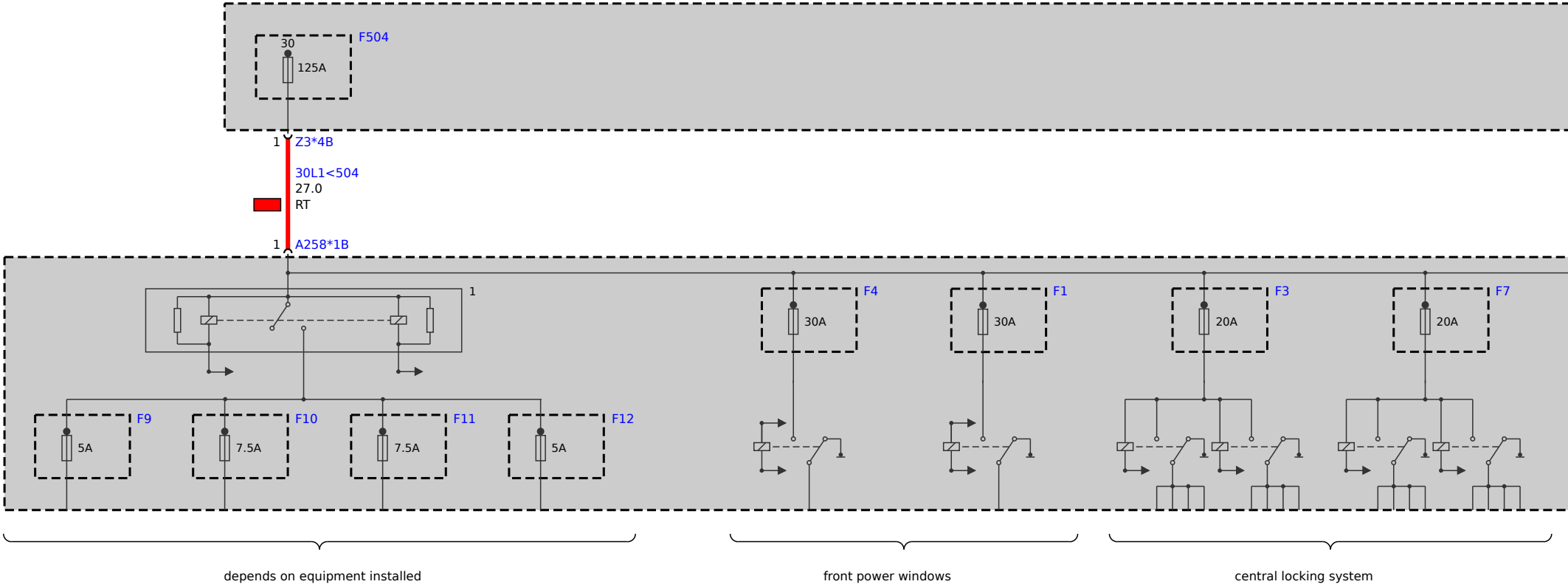
F504
30
125A
1
Z3*4B
30L1<504
27.0
🟥
RT
1
A258*1B
1
F4
30A
F1
30A
F3
20A
F7
20A
F9
5A
F10
7.5A
F11
7.5A
F12
5A
depends on equipment installed
front power windows
central locking system

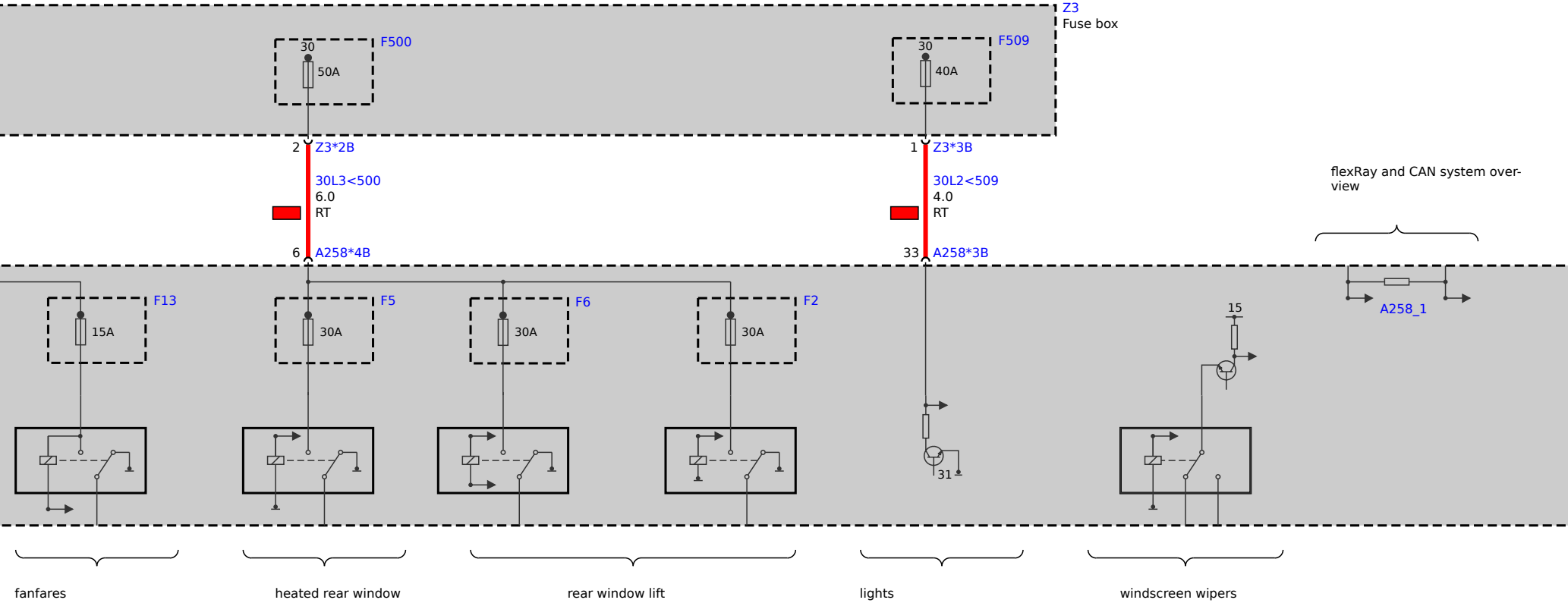
Z3
Fuse box
30
F500
50A
30
F509
40A
2
Z3*2B
30L3<500
6.0
RT
6
A258*4B
1
Z3*3B
30L2<509
4.0
RT
33
A258*3B
flexRay and CAN system overview
A258_1
F13
15A
F5
30A
F6
30A
F2
30A
15
31
fanfares
heated rear window
rear window lift
lights
windscreen wipers

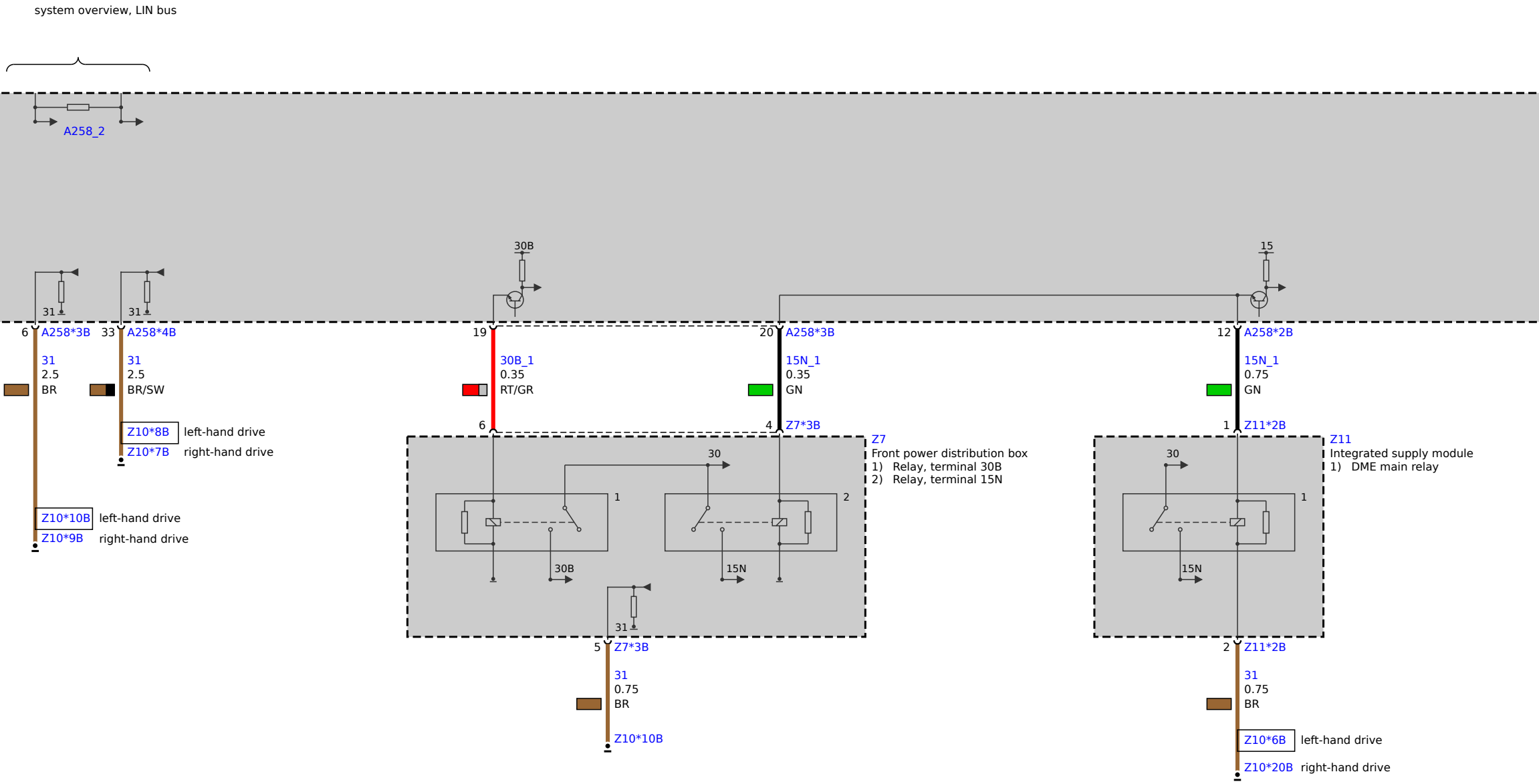
system overview, LIN bus
A258_2
31
31
30B
15
6 A258*3B
33 A258*4B
19
20 A258*3B
12 A258*2B
31
2.5
BR
31
2.5
BR/SW
30B_1
0.35
RT/GR
15N_1
0.35
GN
15N_1
0.75
GN
Z10*8B left-hand drive
Z10*7B right-hand drive
Z10*10B left-hand drive
Z10*9B right-hand drive
6
4 Z7*3B
1 Z11*2B
Z7
Front power distribution box
1) Relay, terminal 30B
2) Relay, terminal 15N
Z11
Integrated supply module
1) DME main relay
30
1
2
30B
15N
30
1
15N
31
5 Z7*3B
31
0.75
BR
Z10*10B
2 Z11*2B
31
0.75
BR
Z10*6B left-hand drive
Z10*20B right-hand drive

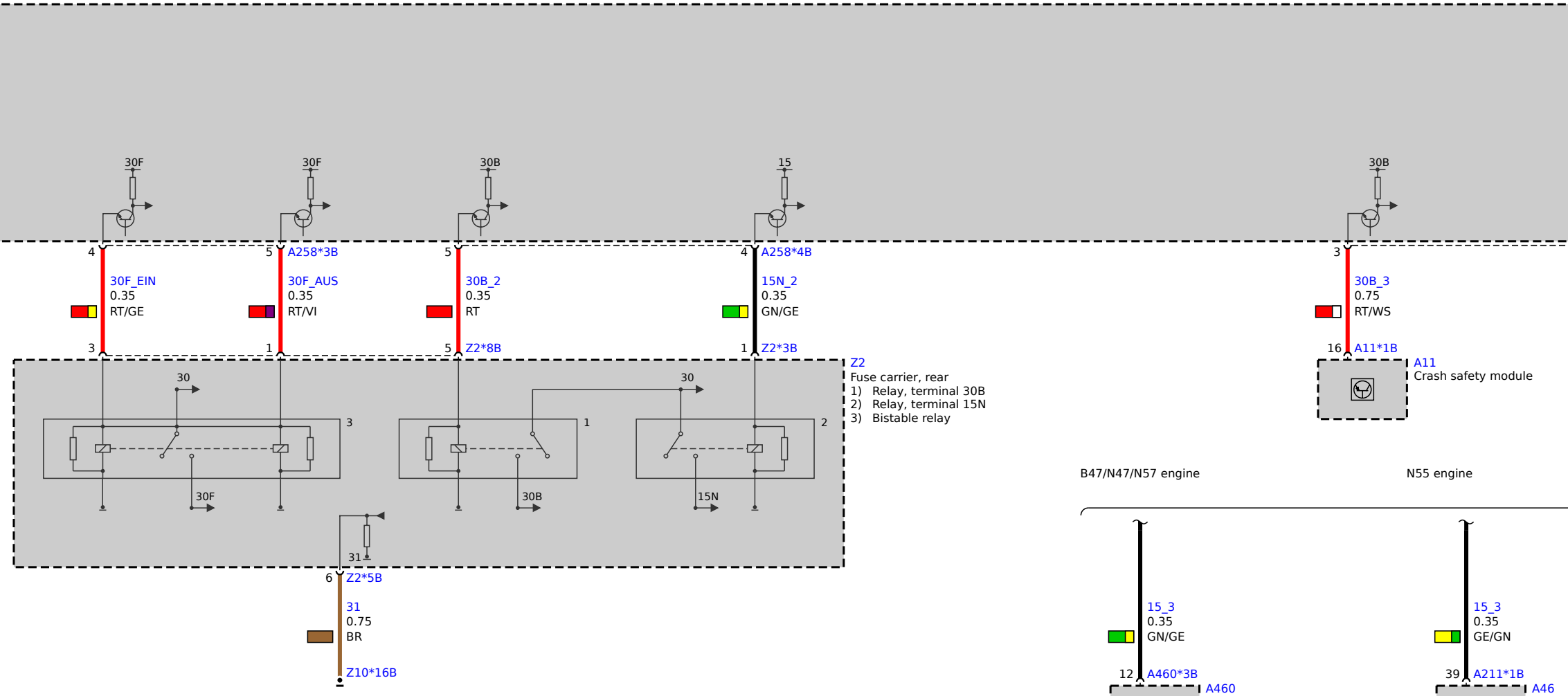
30F
30F
30B
15
30B
4
5
A258*3B
5
4
A258*4B
3
30F_EIN
0.35
RT/GE
30F_AUS
0.35
RT/VI
30B_2
0.35
RT
15N_2
0.35
GN/GE
30B_3
0.75
RT/WS
3
1
5
Z2*8B
1
Z2*3B
16
A11*1B
Z2
Fuse carrier, rear
1) Relay, terminal 30B
2) Relay, terminal 15N
3) Bistable relay
A11
Crash safety module
30
30
3
1
2
30F
30B
15N
31
6
Z2*5B
31
0.75
BR
Z10*16B
B47/N47/N57 engine
N55 engine
15_3
0.35
GN/GE
15_3
0.35
GE/GN
12
A460*3B
A460
Digital diesel electronics
39
A211*1B
A46
Digital

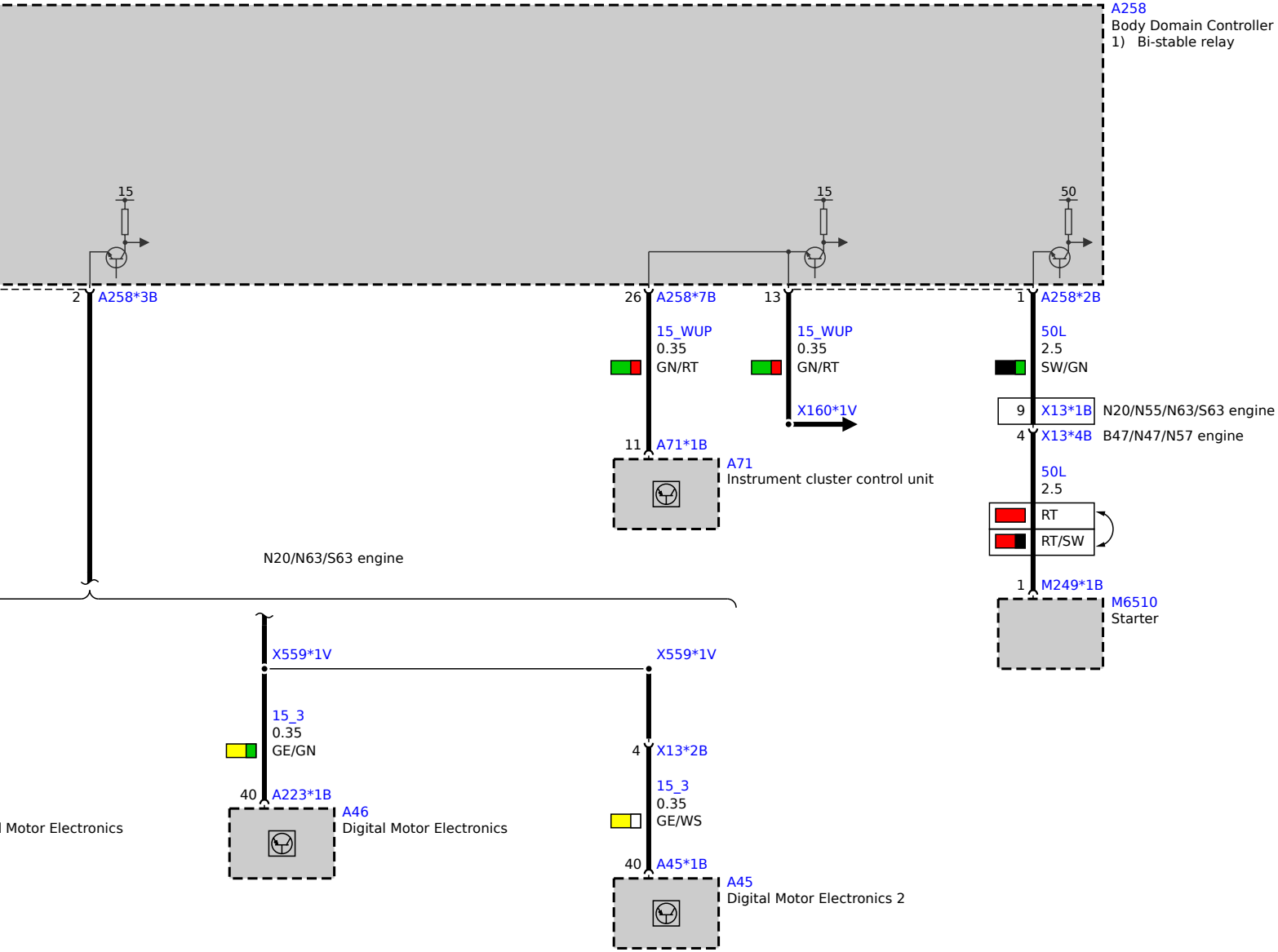
A258
Body Domain Controller
1) Bi-stable relay
15
15
50
2
A258*3B
26
A258*7B
13
1
A258*2B
15_WUP
0.35
GN/RT
15_WUP
0.35
GN/RT
X160*1V
50L
2.5
SW/GN
9
X13*1B
N20/N55/N63/S63 engine
4
X13*4B
B47/N47/N57 engine
50L
2.5
RT
RT/SW
1
M249*1B
M6510
Starter
11
A71*1B
A71
Instrument cluster control unit
N20/N63/S63 engine
X559*1V
X559*1V
15_3
0.35
GE/GN
40
A223*1B
A46
Digital Motor Electronics
l Motor Electronics
4
X13*2B
15_3
0.35
GE/WS
40
A45*1B
A45
Digital Motor Electronics 2