

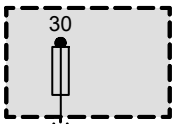
F58
20A

2 X4844
87
1.5
RT/WS

X11212

87
1.0
RT/WS

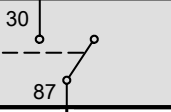
8



F43
15A

18 X10018
30<43
1.5
RT/VI

6 X10156



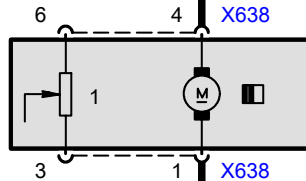
K96
Fuel pump relay 1

2 X10156

EKPM
1.5
WS/BL

4

S_EKP
0.75
SW/VI



M2
Electrical fuel pump
(EKP I)
1) Fuel supply
sensor I

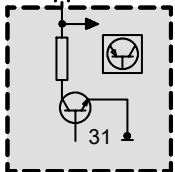
6 X638

3 X638

31L
1.5
BR

X1816

10 X60004



A6000
DME control unit