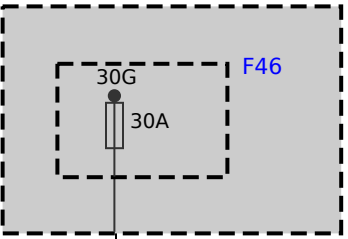


A4010
Junction box



1 X11004

30G<46

2.5

RT/BR



5 X13371



S50
Switch, driver's seat adjustment

4

31

2.5

BR



SHV-FA

1.5

WS/GN



SHV+FA

1.5

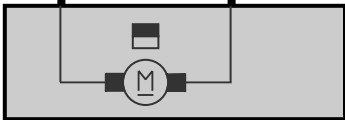
BR/WS



2

1

X14012



M214
Drive unit, driver's seat height adjustment

6

LNV-FA

1.5

GE/GN



LNV+FA

1.5

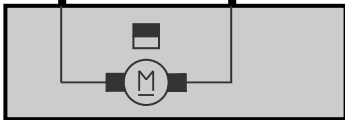
BR/GE



1

2

X1467



M53
Motor, backrest angle adjustment, front left

X13371

3

X1467

X1467

X1467

X1467

X1467

X1467

X1467

X1467

X1467

X1467

X1467

X1467

X1467

X1467

X1467

X1467

X1467

X1467

X1467

X1467

X1467

X1467

X1467

X1467

X01191

