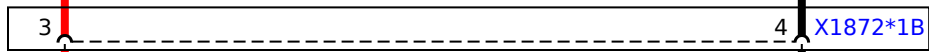



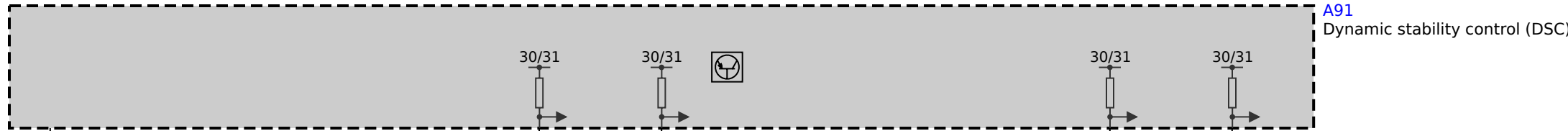
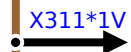
30<32
0.35
RT/GR



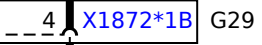
30<32
0.35
RT/GR



11) **S69*2B**
31
0.35
BR/SW



18) **DSC_LIN**
0.35
GE



DSC_LIN
0.35
GE



S69a
S69*2B
Centre console control panel
11) Parking brake button
12) Automatic-hold button

