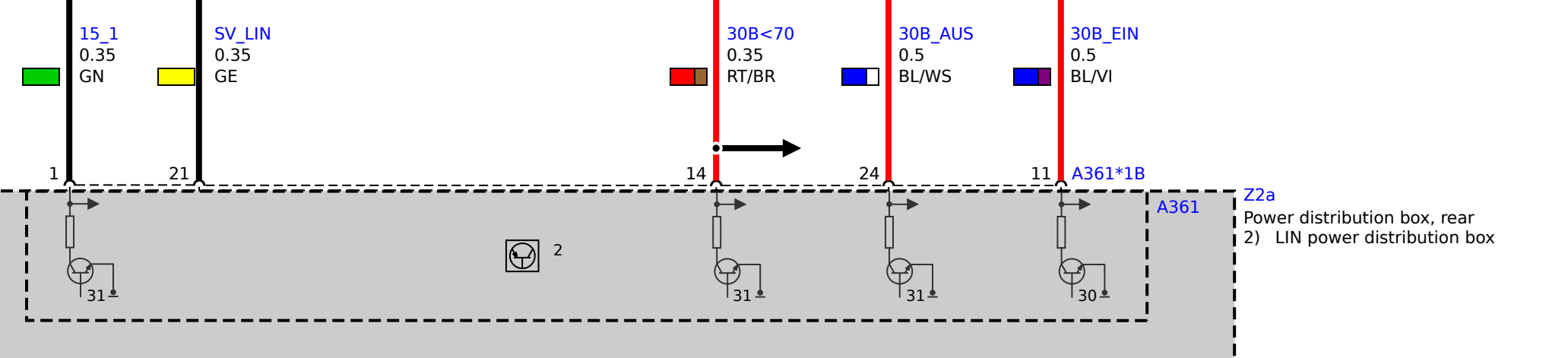
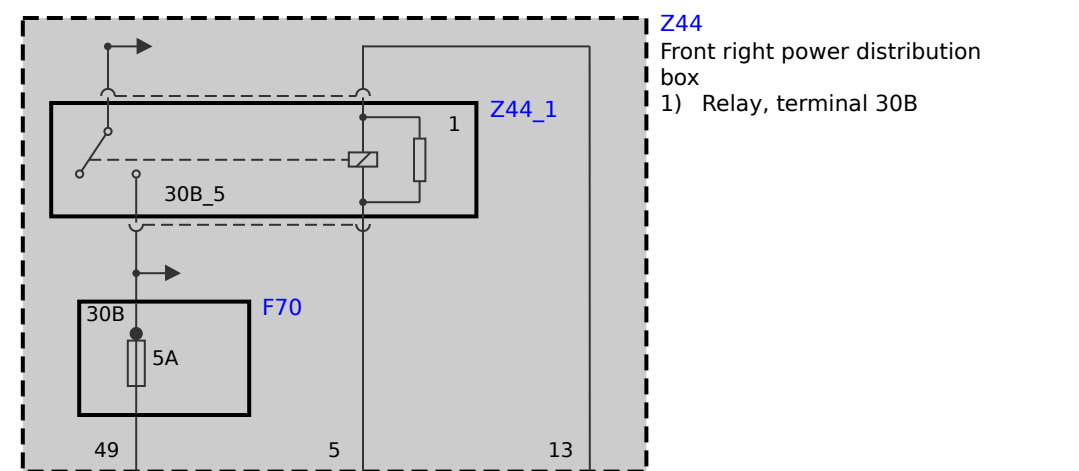
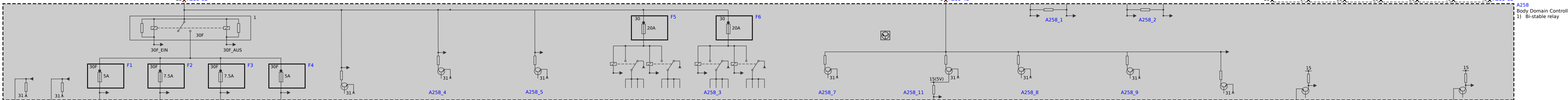


8	3	11	12	13	6	14
ETH_A	ETH_RX+	ETH_RX-	ETH_TX+	ETH_TX-	D_CAN_H	D_CAN_L
0.35	0.35	0.35	0.35	0.35	0.35	0.35
GR/VI	GN/RT	WS/RT	GN/RT	GN/BL	GR/GN	BL/GE
53	17	18	35	36	46	45
A258*8B						



flexRay and CAN system overview

system overview, LIN bus



lights

fanfares

Exterior mirrors

central locking system

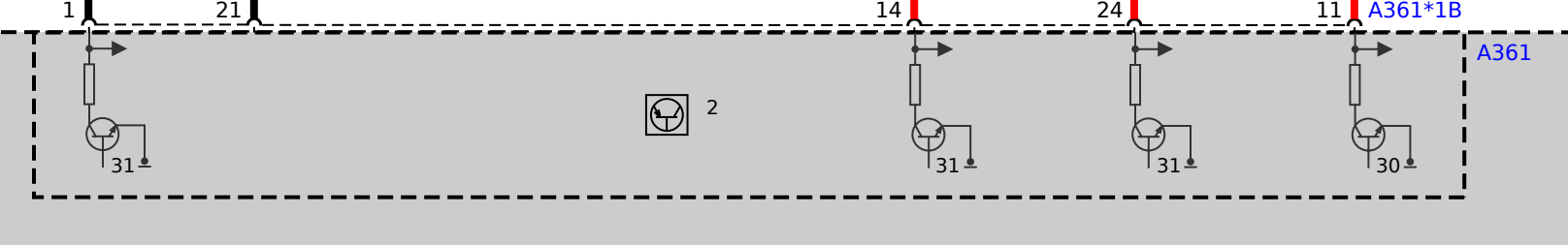
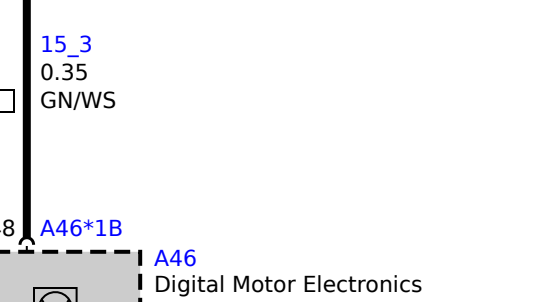
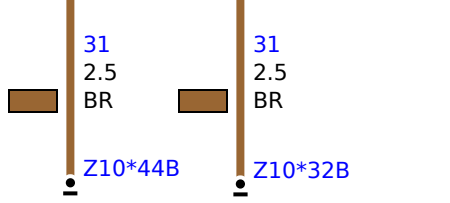
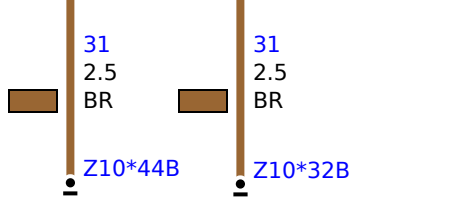
Air conditioning

Sensor system supply 5 V

Auxiliary coolant pump

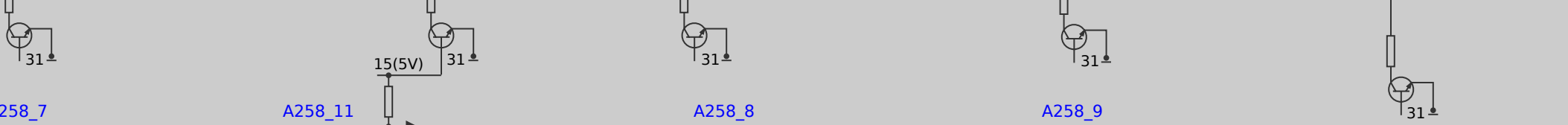
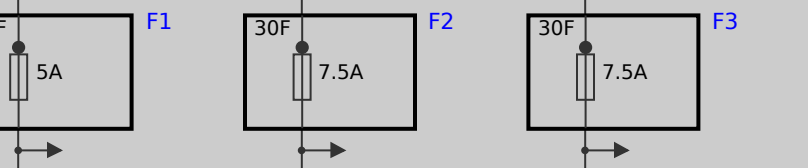
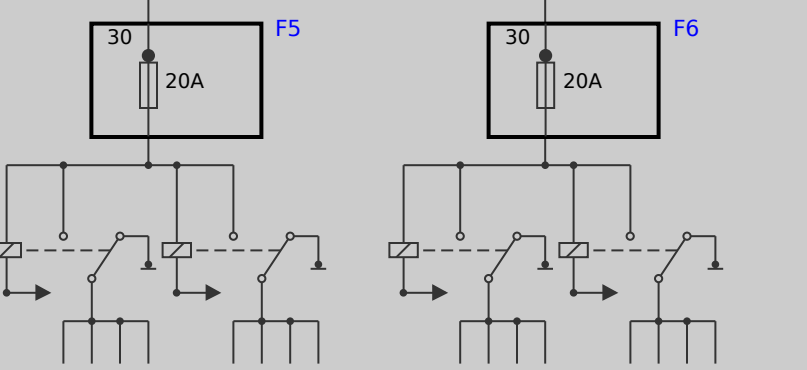
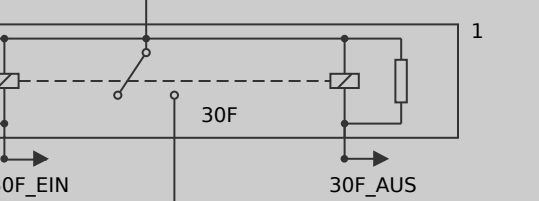
Starter motor

lights



A258
Body Domain Controller

1) Bi-stable relay



14	24	11
30B<70	30B_AUS	30B_EIN
0.35	0.5	0.5
RT/BR	BL/WS	BL/VI

33
30L2<39
6.0
RT/WS

1	6
Z3*12B	A258*4B
30L1<504	
6.0	
RT	

2	1	37
A258*3B	A258*3B	A258*5B
15_3	15_1	SV_LIN
0.35	0.35	0.35
GN/WS	GN	GE