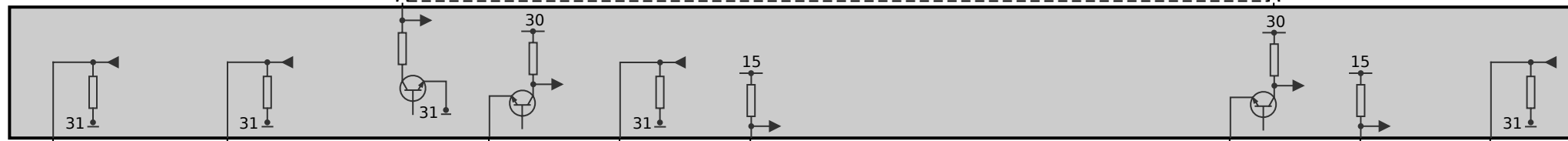


30B<52
1.5
RT/BL
25 X12*1B
30B<52
1.5
RT/GN

30B<253
1.5
RT/BL
25 X12*1B
30B<253
1.5
RT/GN

not BEV BEV

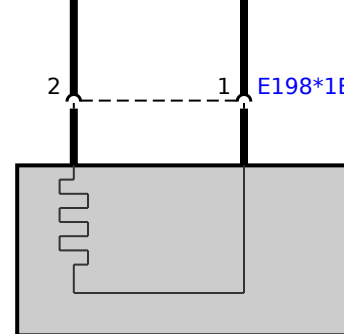
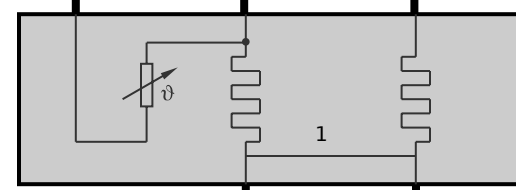
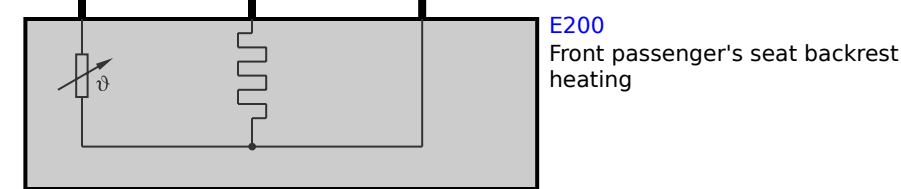


1 31 0.35
8 A244*1B 31 1.5
BR
BR/GN

2 SHLNT1BF 0.35 BR/GE
3 SHL-BF 0.75 BL/RT
1 A244*2B SHL+1BF 0.75 RT/WS
2 SHLNT1BF 0.5 GR
3 SHL-BF 0.75 BR
1 X1860*1B SHL+1BF 0.75 GN/VI

3 SHKNT1BF 0.5 GR
1 SHK+BF 0.75 GN/VI
4 A244*3B SHK1BF 0.75 BR

14 26 X12*1B
Z10*32B left-hand drive
Z10*25B right-hand drive



with extendable thigh support