
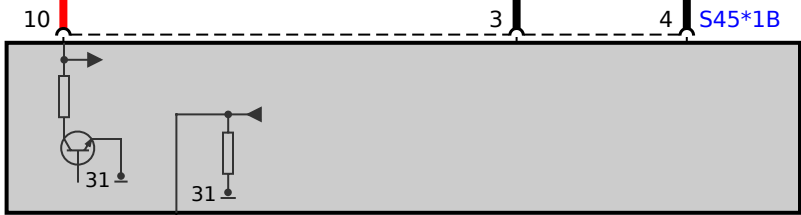
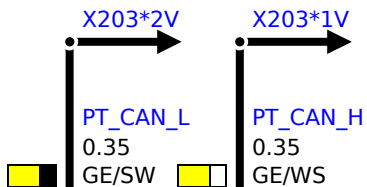
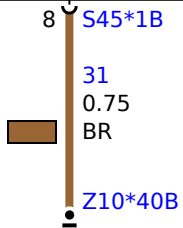


Z44  
Front right power distribution  
box

30B<72  
0.5  
RT/WS

S45\*1B  
S45  
Gear selector switch



Z10\*40B