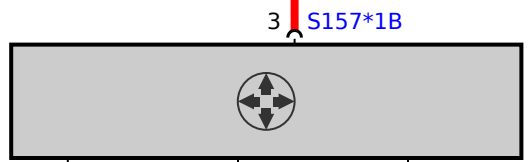


1 X14*1B

30B<64
0.35
RT

30B<64
0.35
RT

30B<64
0.35
RT



1 31 0.75 BR
2 LORD_AD4 0.35 WS/GE
4 LORD_GND 0.35 BR/OR

X641*1V

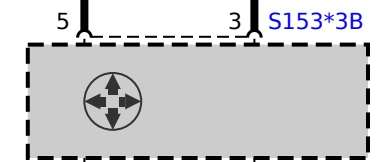


5 31 0.75 BR
1 LORD_AD4 0.35 WS/GE
2 LORD_GND 0.35 BR/OR

X641*1V



7 VERS 0.5 RT
6 GND 0.5 BR

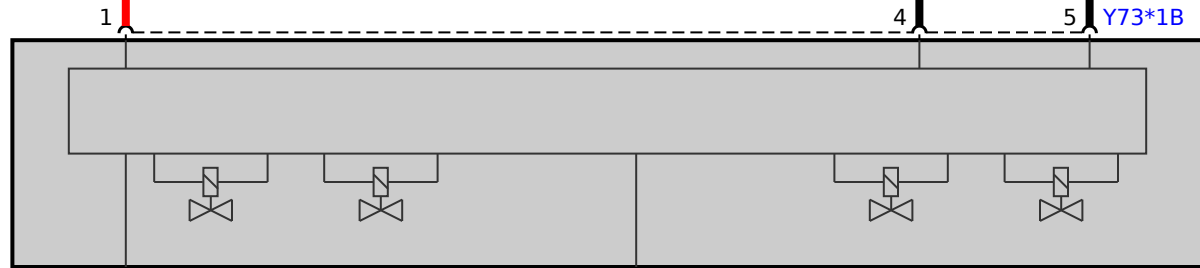


5 LORD_AD4 0.35 WS/GE
3 LORD_GND 0.35 BR/OR

without electric seat adjustment

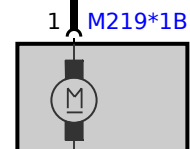
electric seat adjustment with active seat ventilation

electric seat adjustment without active seat ventilation



2 31 0.75 BR

3 Y73*1B
PNEU_FA 0.35 WS/RT



31 0.75 BR

X641*1V

X641*1V