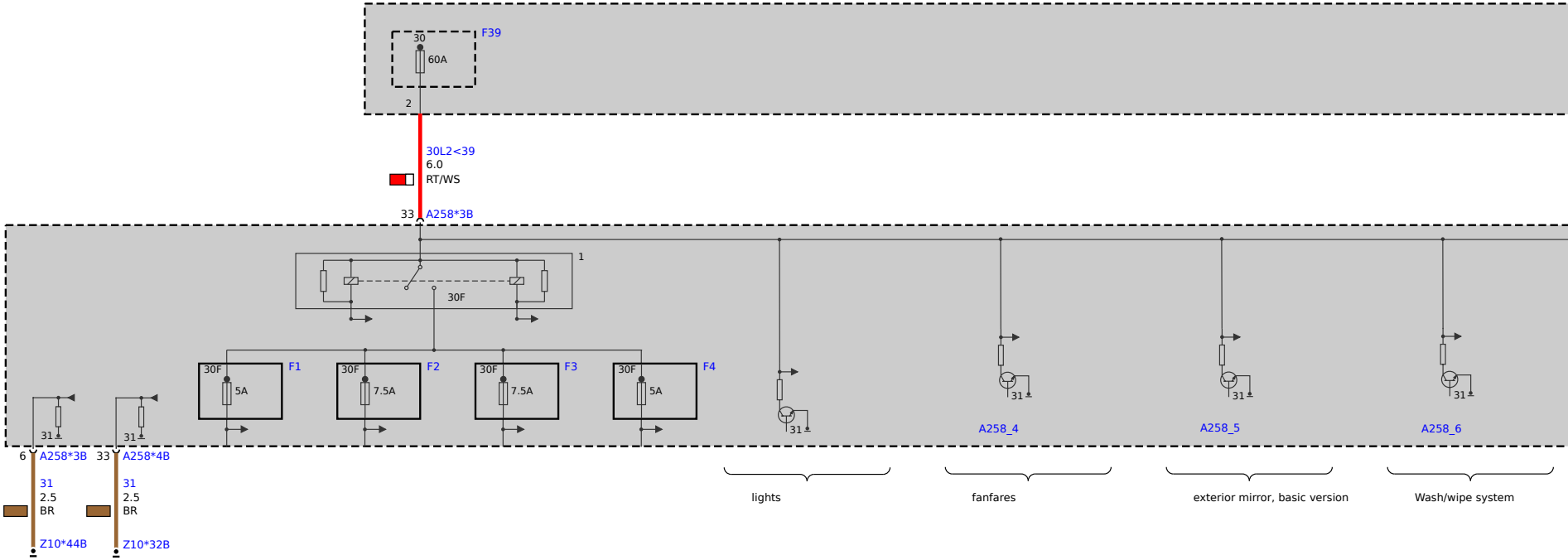
F39
30
60A
2
30L2<39
6.0
RT/WS
33
A258*3B
1
30F
F1
30F
5A
F2
30F
7.5A
F3
30F
7.5A
F4
30F
5A
31
31
31
31
31
31
A258_4
A258_5
A258_6
6
A258*3B
33
A258*4B
31
2.5
BR
Z10*44B
31
2.5
BR
Z10*32B
lights
fanfares
exterior mirror, basic version
Wash/wipe system

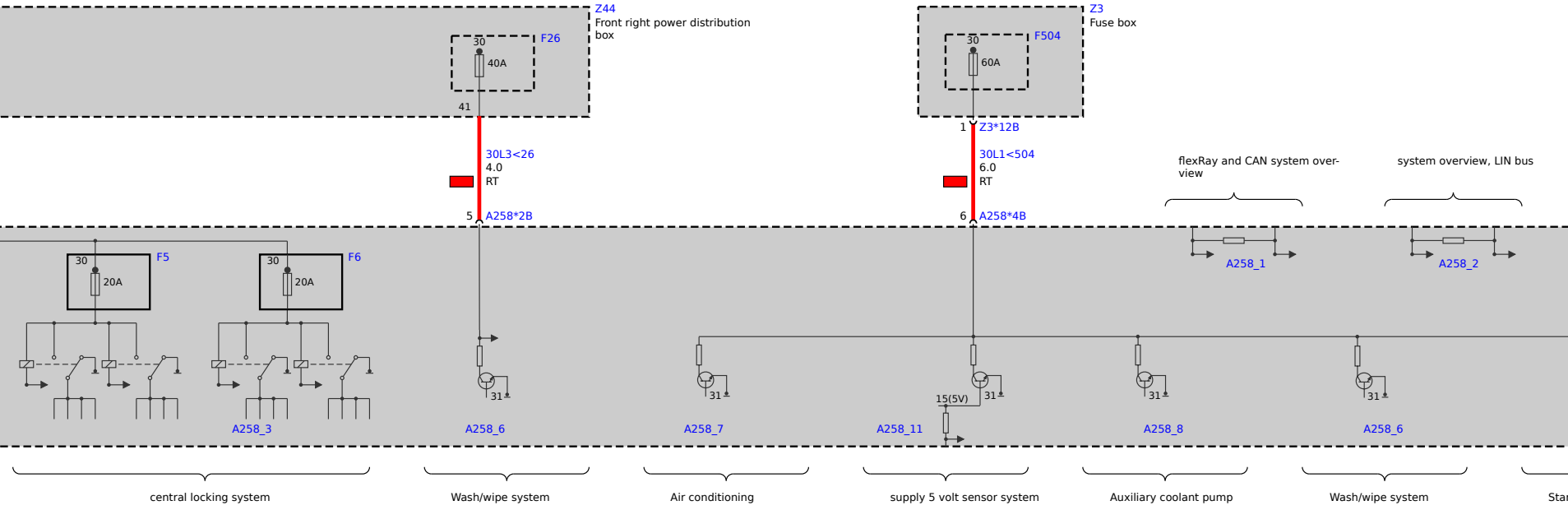
Z44
Front right power distribution box
F26
30
40A
41
30L3<26
4.0
RT
5
A258*2B
Z3
Fuse box
F504
30
60A
1
Z3*12B
30L1<504
6.0
RT
6
A258*4B
flexRay and CAN system overview
system overview, LIN bus
A258_1
A258_2
30
20A
F5
30
20A
F6
A258_3
31
A258_6
31
A258_7
15(5V)
31
A258_11
31
A258_8
31
A258_6
central locking system
Wash/wipe system
Air conditioning
supply 5 volt sensor system
Auxiliary coolant pump
Wash/wipe system
Star

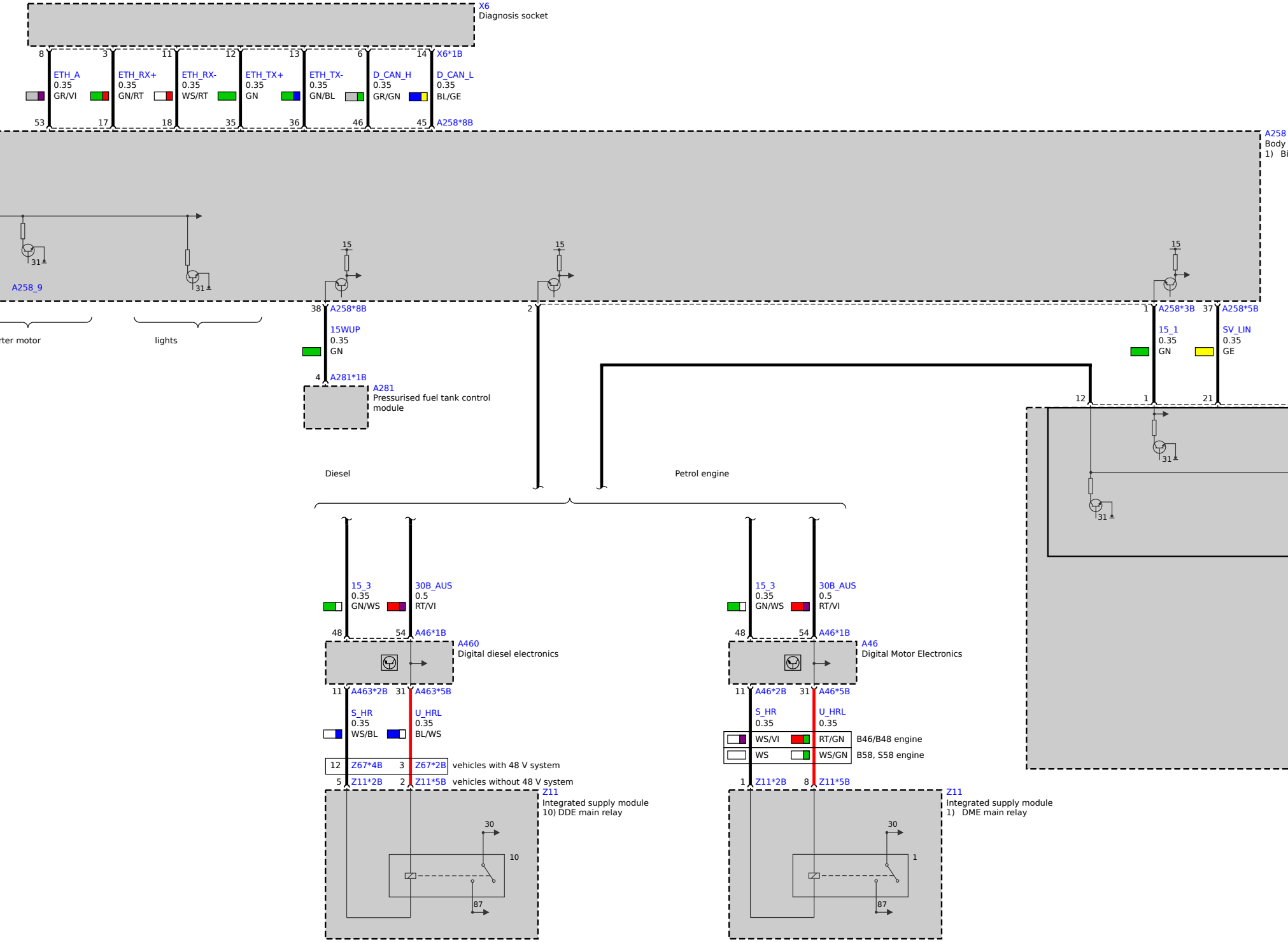
X6
Diagnosis socket
8
3
11
12
13
6
14
X6*1B
ETH_A
0.35
GR/VI
ETH_RX+
0.35
GN/RT
ETH_RX-
0.35
WS/RT
ETH_TX+
0.35
GN
ETH_TX-
0.35
GN/BL
D_CAN_H
0.35
GR/GN
D_CAN_L
0.35
BL/GE
53
17
18
35
36
46
45
A258*8B
A258
Body
1) Bi
31
31
A258_9
15
15
15
38
A258*8B
2
1
A258*3B
37
A258*5B
rter motor
lights
15WUP
0.35
GN
4
A281*1B
A281
Pressurised fuel tank control
module
15_1
0.35
GN
SV_LIN
0.35
GE
12
1
21
31
31
Diesel
Petrol engine
15_3
0.35
GN/WS
30B_AUS
0.5
RT/VI
48
54
A46*1B
A460
Digital diesel electronics
11
A463*2B
31
A463*5B
S_HR
0.35
WS/BL
U_HRL
0.35
BL/WS
12
Z67*4B
3
Z67*2B
vehicles with 48 V system
5
Z11*2B
2
Z11*5B
vehicles without 48 V system
Z11
Integrated supply module
10) DDE main relay
30
10
87
15_3
0.35
GN/WS
30B_AUS
0.5
RT/VI
48
54
A46*1B
A46
Digital Motor Electronics
11
A46*2B
31
A46*5B
S_HR
0.35
U_HRL
0.35
WS/VI
RT/GN
B46/B48 engine
WS
WS/GN
B58, S58 engine
1
Z11*2B
8
Z11*5B
Z11
Integrated supply module
1) DME main relay
30
1
87

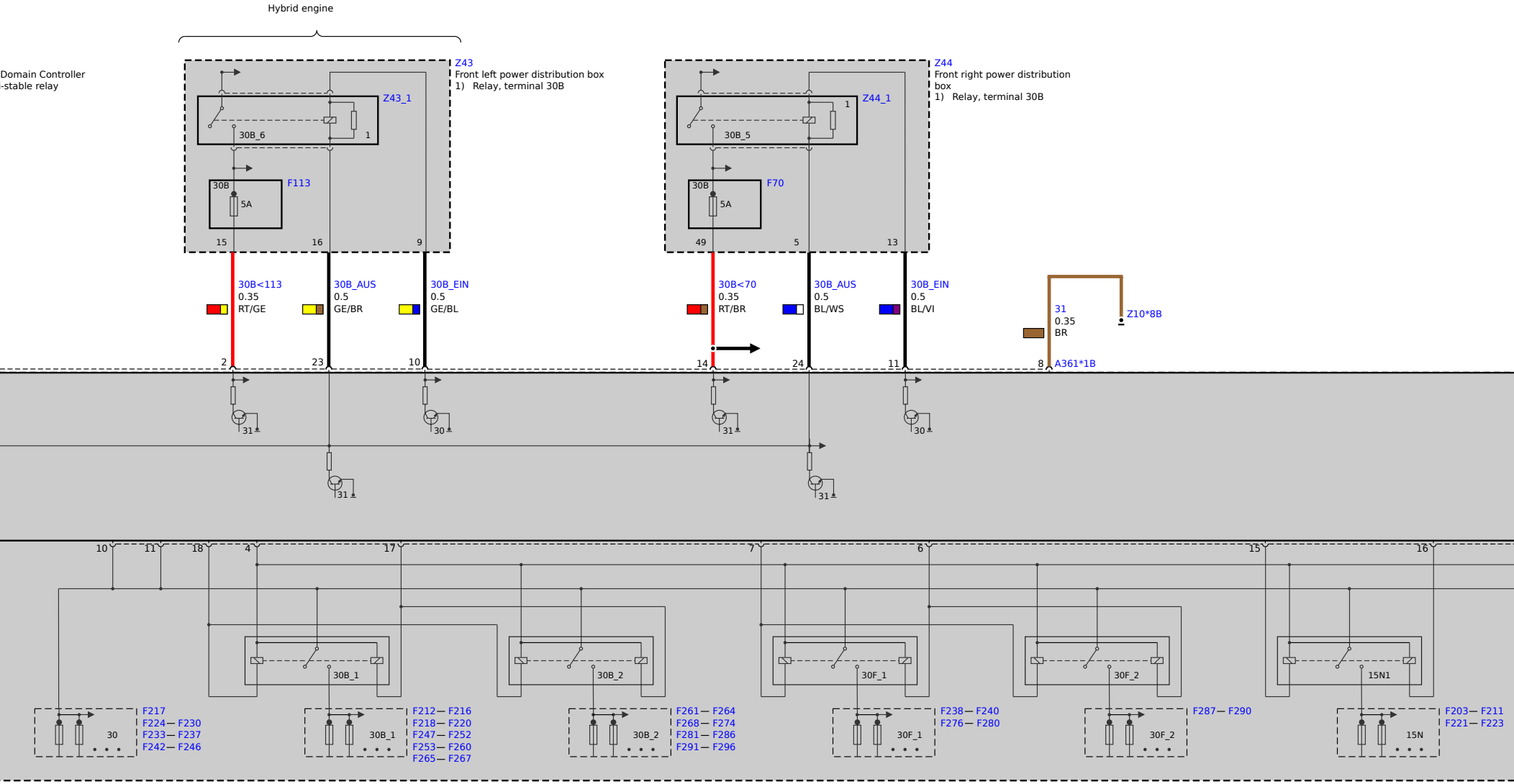
Hybrid engine
Domain Controller
-stable relay
Z43
Front left power distribution box
1) Relay, terminal 30B
Z43_1
30B_6
1
30B
F113
5A
15
16
9
Z44
Front right power distribution box
1) Relay, terminal 30B
Z44_1
1
30B_5
30B
F70
5A
49
5
13
30B<113
0.35
RT/GE
30B_AUS
0.5
GE/BR
30B_EIN
0.5
GE/BL
30B<70
0.35
RT/BR
30B_AUS
0.5
BL/WS
30B_EIN
0.5
BL/VI
31
0.35
BR
Z10*8B
2
23
10
14
24
11
8
A361*1B
31
30
31
30
31
31
10
11
18
4
17
7
6
15
16
30B_1
30B_2
30F_1
30F_2
15N1
30
F217
F224— F230
F233— F237
F242— F246
30B_1
F212— F216
F218— F220
F247— F252
F253— F260
F265— F267
30B_2
F261— F264
F268— F274
F281— F286
F291— F296
30F_1
F238— F240
F276— F280
30F_2
F287— F290
15N
F203— F211
F221— F223

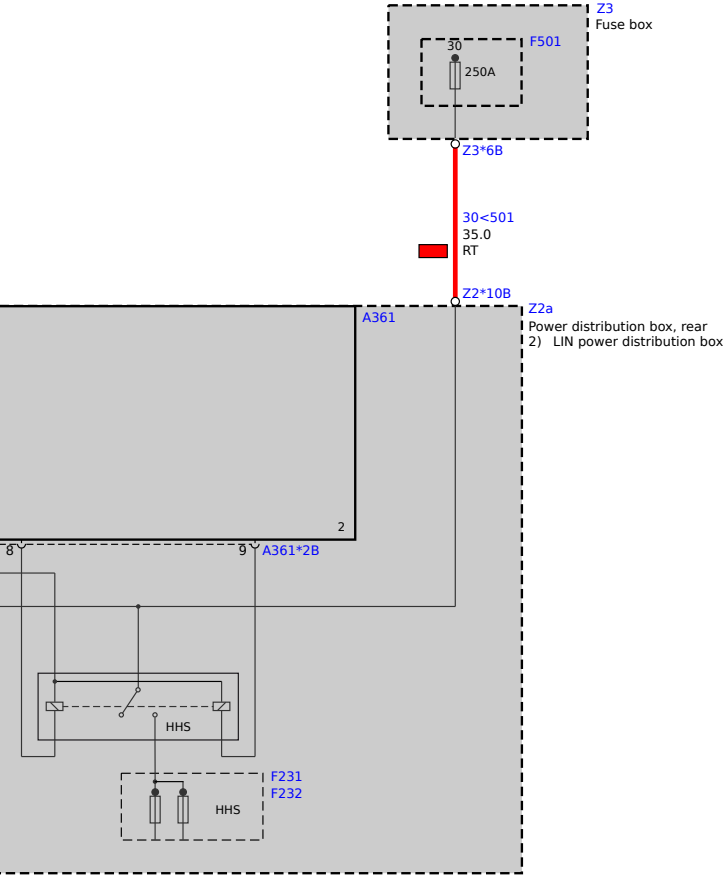
Z3
Fuse box
F501
30
250A
Z3*6B
30<501
35.0
RT
Z2*10B
Z2a
Power distribution box, rear
2)   LIN power distribution box
A361
2
8
9
A361*2B
HHS
F231
F232
HHS