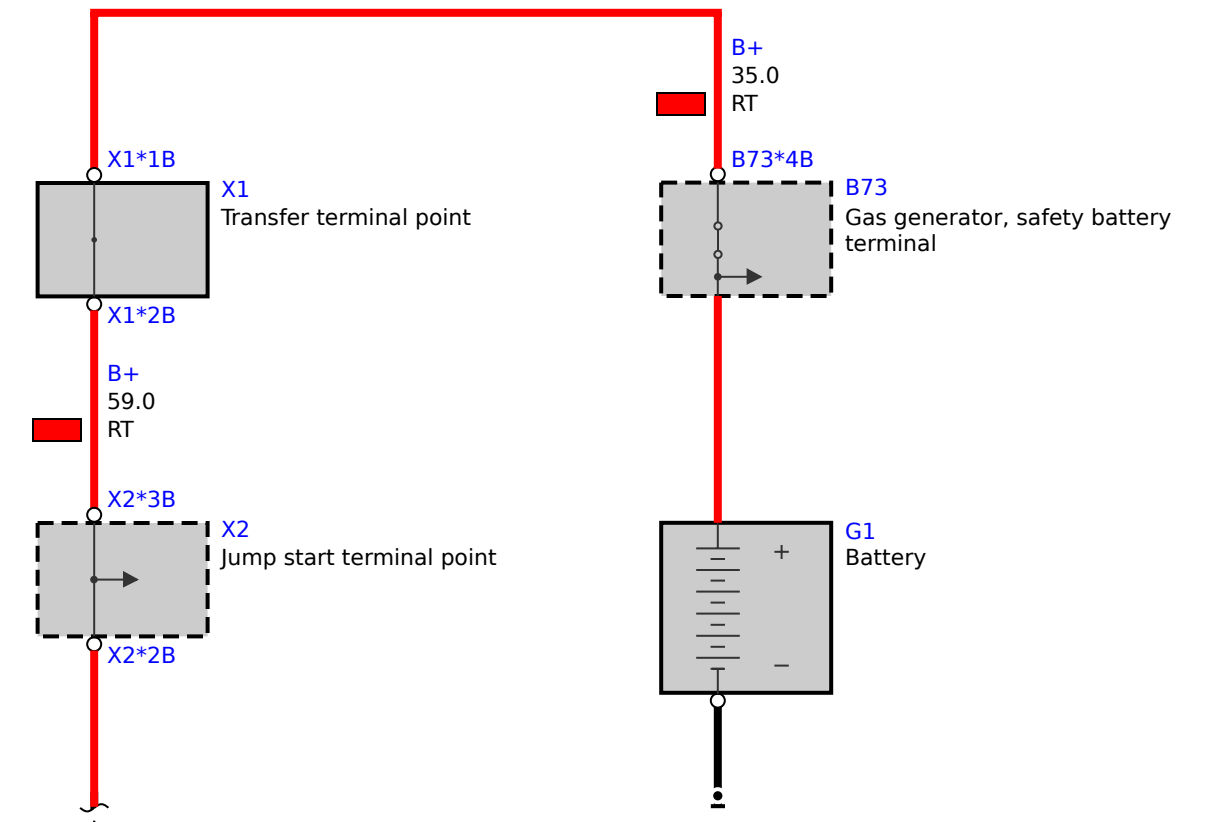
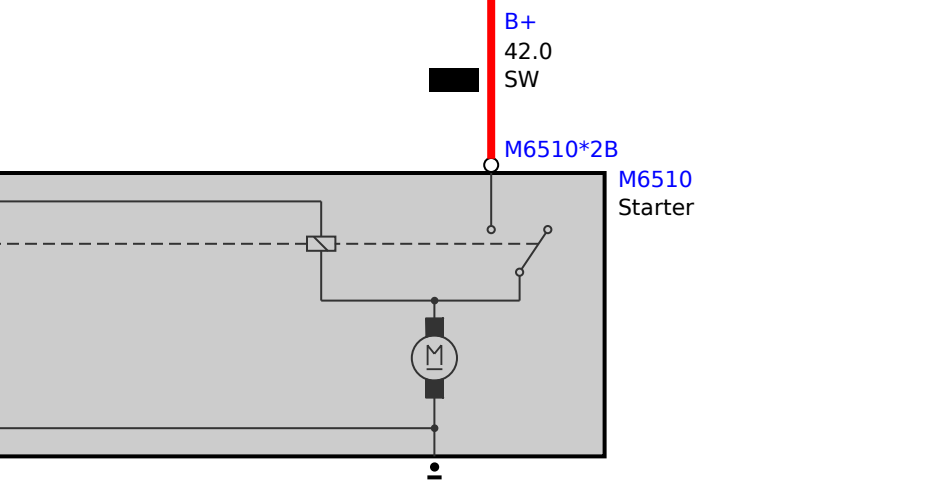
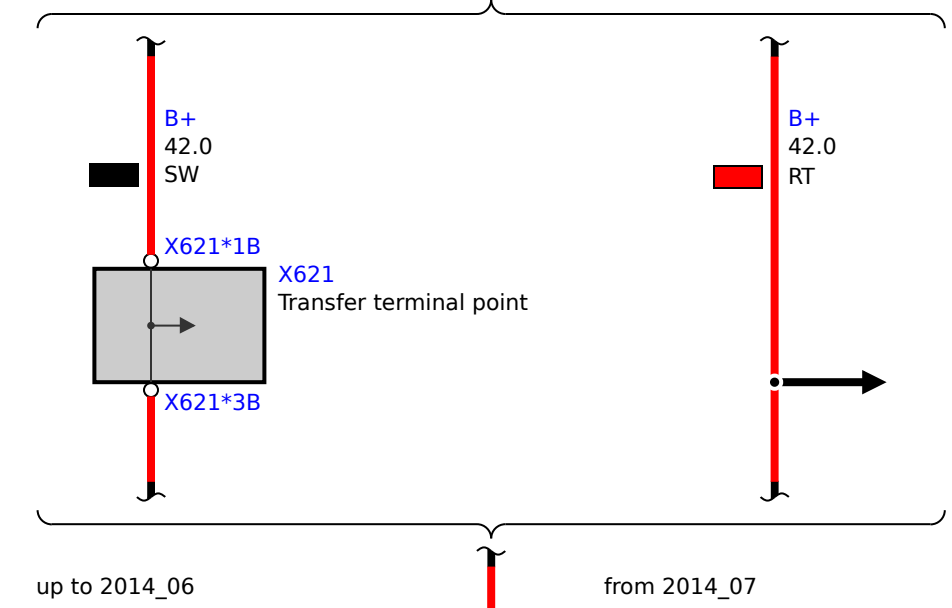


without automatic gearbox

depends on equipment installed



S63 START-STOP button						
4	5	9	10	2	6	1
SSP1	31_SSP1	SSP2	31_SSP2	LED_SSP	MSA_LED	MSA
0.35	0.35	0.35	0.35	0.35	0.35	0.35
GN/BL	BR/GN	WS/BL	BR/SW	GE	WS/SW	WS/RT
BL/WS	BR	BL/WS	BR	BL/WS	BL/WS	BL/WS
0.17	0.17	0.17	0.17	0.17	0.17	0.17
GN/GE	BR	WS/VI	BR	GE	SW/WS	WS
SW/WS	BR	SW/WS	BR	SW/WS	SW/WS	SW/WS
45	46	49	50	44	47	43
A173*7B						

