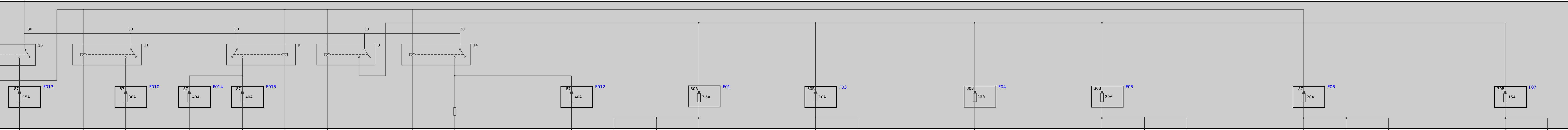
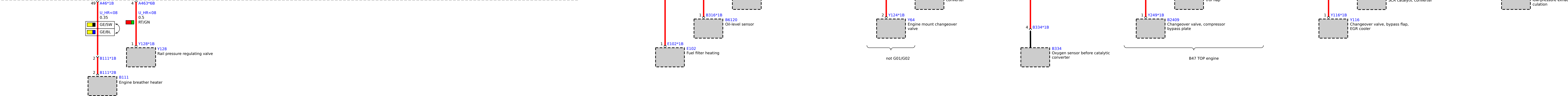
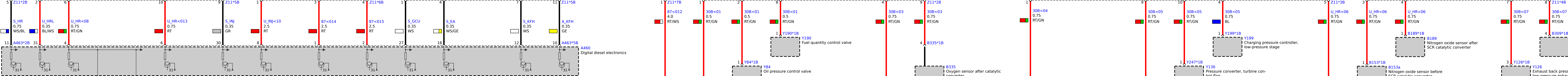


30<406
16.0
RT

1 Z11*1B



- Z11 Integrated supply module
- 8) Relay power supply sensors/actuators
- 9) Preheating control relay
- 10) DDE main relay
- 11) Injection relay
- 14) Relay, fuel filter heating



S_HR 0.75 WS/BL
U_HRL 0.35 BL/WS
U_HR<08 0.75 RT/GN
U_HR<013 0.75 RT
S_INJ 0.35 GR
U_INJ<10 2.5 RT
87<014 2.5 RT
87<015 2.5 RT
S_GCU 0.35 WS
S_EA 0.35 WS/GE
S_KFH 0.35 WS
A_KFH 0.35 GE

A463*2B 31
A463*6B 4
U_HR<08 0.35 GE/SW
U_HR<08 0.5 RT/GN

Y128*1B 1
B111*1B 2
B111*2B 2

E102*1B 1
B316*1B 1
Y84*1B 1
Y190*1B 1
B335*1B 4
Y124*1B 2
B334*1B 4
Y249*1B 1
Y247*1B 1
Y116*1B 1
B153*1B 1
B189*1B 1
Y126*1B 3
B309*1B 4

30B<01 0.5 RT/GN
30B<01 0.5 RT/GN
30B<01 0.5 RT/GN
30B<03 0.75 RT/GN
30B<03 0.75 RT/GN
30B<04 0.75 RT/GN
30B<05 0.75 RT/GN
30B<05 0.75 RT/GN
30B<05 0.75 BL
U_HR<06 0.75 RT/GN
U_HR<06 0.75 RT/GN
U_HR<06 0.75 RT/GN
30B<07 0.75 RT/GN
30B<07 0.75 RT/GN