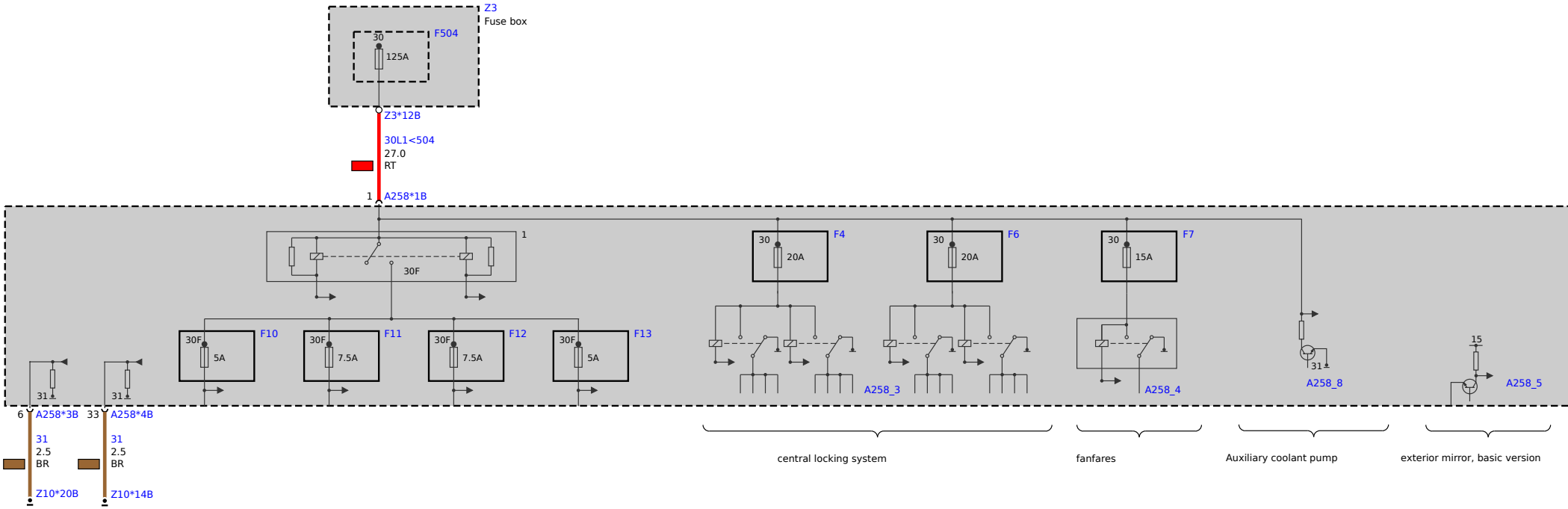
Z3
Fuse box
F504
30
125A
Z3*12B
30L1<504
27.0
RT
1
A258*1B
1
30F
30
20A
F4
30
20A
F6
30
15A
F7
30F
5A
F10
30F
7.5A
F11
30F
7.5A
F12
30F
5A
F13
31
31
A258_3
A258_4
31
A258_8
15
A258_5
6
A258*3B
33
A258*4B
31
2.5
BR
31
2.5
BR
Z10*20B
Z10*14B
central locking system
fanfares
Auxiliary coolant pump
exterior mirror, basic version

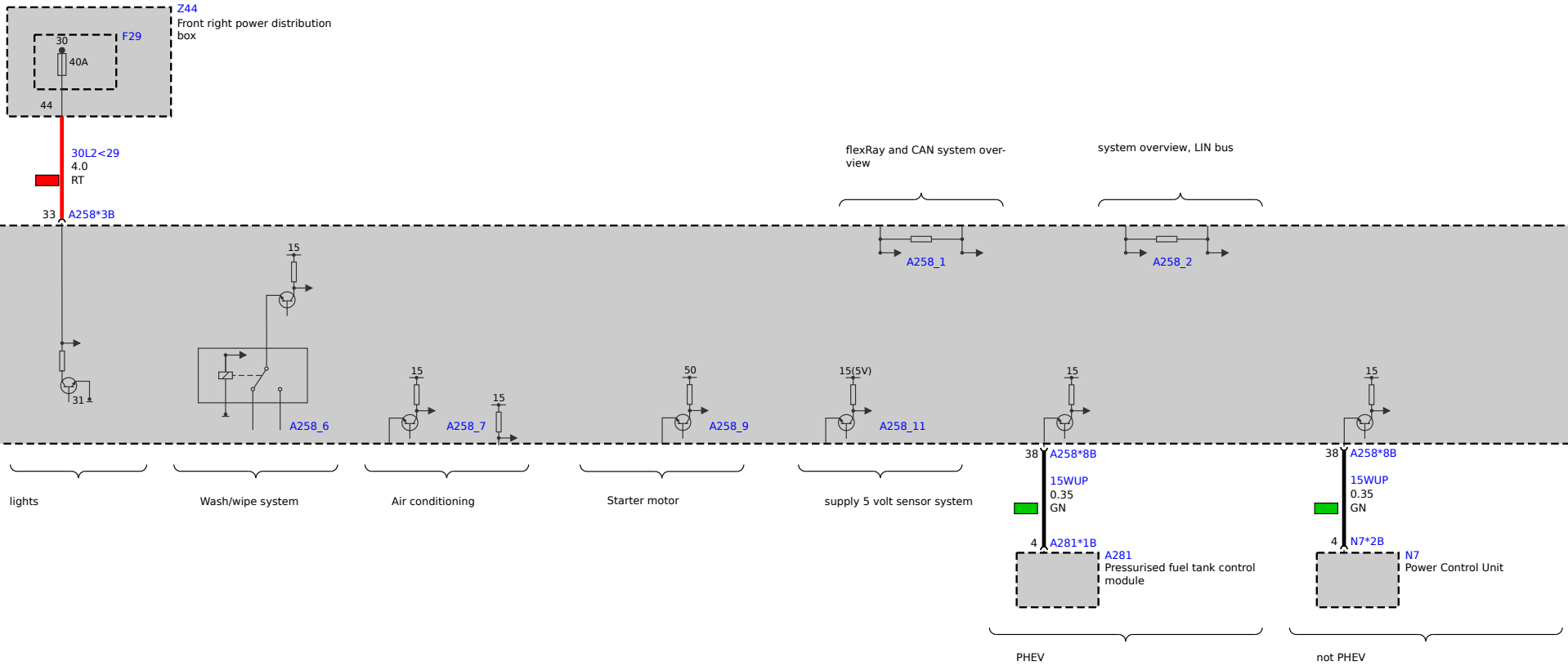
Z44
Front right power distribution box
F29
30
40A
44
30L2<29
4.0
RT
33
A258*3B
flexRay and CAN system overview
system overview, LIN bus
A258_1
A258_2
15
31
A258_6
15
A258_7
15
50
A258_9
15(5V)
A258_11
15
15
38
A258*8B
15WUP
0.35
GN
4
A281*1B
A281
Pressurised fuel tank control module
38
A258*8B
15WUP
0.35
GN
4
N7*2B
N7
Power Control Unit
lights
Wash/wipe system
Air conditioning
Starter motor
supply 5 volt sensor system
PHEV
not PHEV

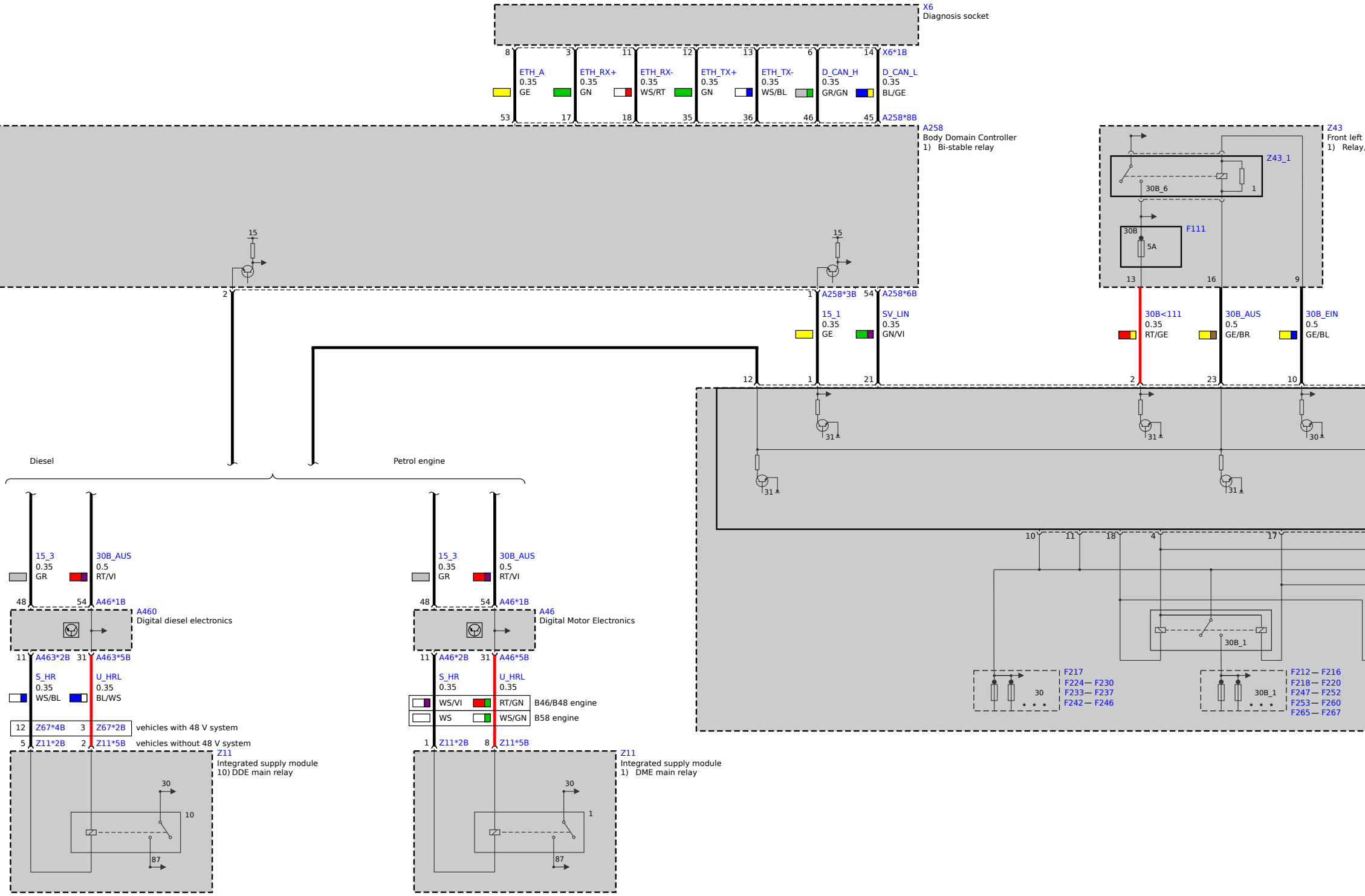
X6
Diagnosis socket
X6*1B
8 3 11 12 13 6 14
ETH_A 0.35 GE
ETH_RX+ 0.35 GN
ETH_RX- 0.35 WS/RT
ETH_TX+ 0.35 GN
ETH_TX- 0.35 WS/BL
D_CAN_H 0.35 GR/GN
D_CAN_L 0.35 BL/GE
53 17 18 35 36 46 45
A258*8B
A258
Body Domain Controller
1) Bi-stable relay
15
2
1 A258*3B 54 A258*6B
15_1 0.35 GE
SV_LIN 0.35 GN/VI
Z43
Front left
1) Relay,
Z43_1
30B_6
1
F111
30B
5A
13 16 9
30B<111 0.35 RT/GE
30B_AUS 0.5 GE/BR
30B_EIN 0.5 GE/BL
12 1 21 2 23 10
31
30
10 11 18 4 17
30B_1
F217
F224 — F230
F233 — F237
F242 — F246
F212 — F216
F218 — F220
F247 — F252
F253 — F260
F265 — F267
Diesel
Petrol engine
15_3 0.35 GR
30B_AUS 0.5 RT/VI
48 54 A46*1B
A460
Digital diesel electronics
11 A463*2B 31 A463*5B
S_HR 0.35 WS/BL
U_HRL 0.35 BL/WS
12 Z67*4B 3 Z67*2B vehicles with 48 V system
5 Z11*2B 2 Z11*5B vehicles without 48 V system
Z11
Integrated supply module
10) DDE main relay
30
10
87
15_3 0.35 GR
30B_AUS 0.5 RT/VI
48 54 A46*1B
A46
Digital Motor Electronics
11 A46*2B 31 A46*5B
S_HR 0.35
U_HRL 0.35
WS/VI RT/GN B46/B48 engine
WS WS/GN B58 engine
1 Z11*2B 8 Z11*5B
Z11
Integrated supply module
1) DME main relay
30
1
87

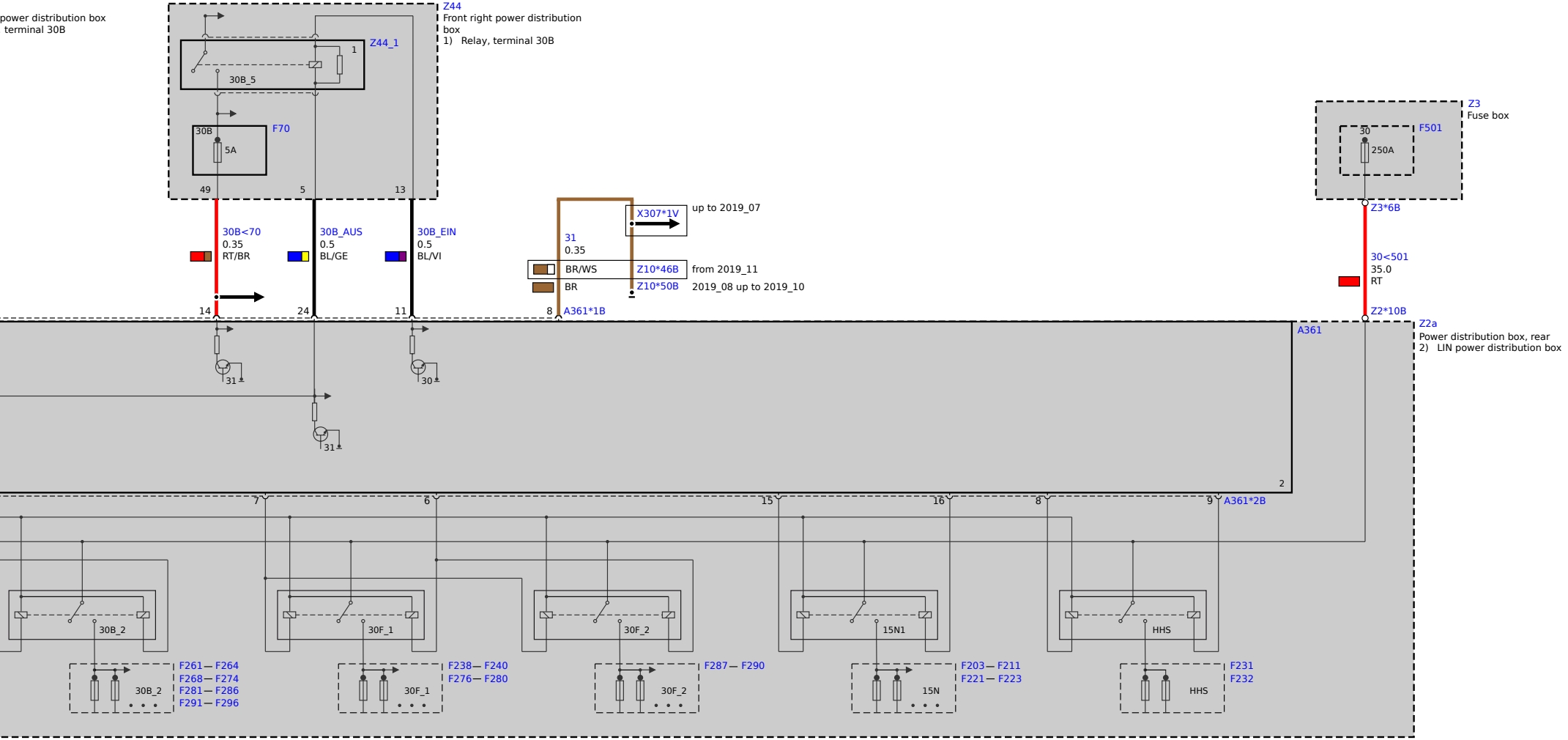
power distribution box
terminal 30B
Z44
Front right power distribution box
1) Relay, terminal 30B
Z44_1
1
30B_5
30B
F70
5A
49
5
13
30B<70
0.35
RT/BR
30B_AUS
0.5
BL/GE
30B_EIN
0.5
BL/VI
14
24
11
31
31
30
X307*1V
up to 2019_07
31
0.35
BR/WS
Z10*46B
from 2019_11
BR
Z10*50B
2019_08 up to 2019_10
8
A361*1B
Z3
Fuse box
F501
30
250A
Z3*6B
30<501
35.0
RT
Z2*10B
Z2a
Power distribution box, rear
2) LIN power distribution box
A361
2
7
6
15
16
8
9
A361*2B
30B_2
30F_1
30F_2
15N1
HHS
30B_2
F261 — F264
F268 — F274
F281 — F286
F291 — F296
30F_1
F238 — F240
F276 — F280
30F_2
F287 — F290
15N
F203 — F211
F221 — F223
HHS
F231
F232