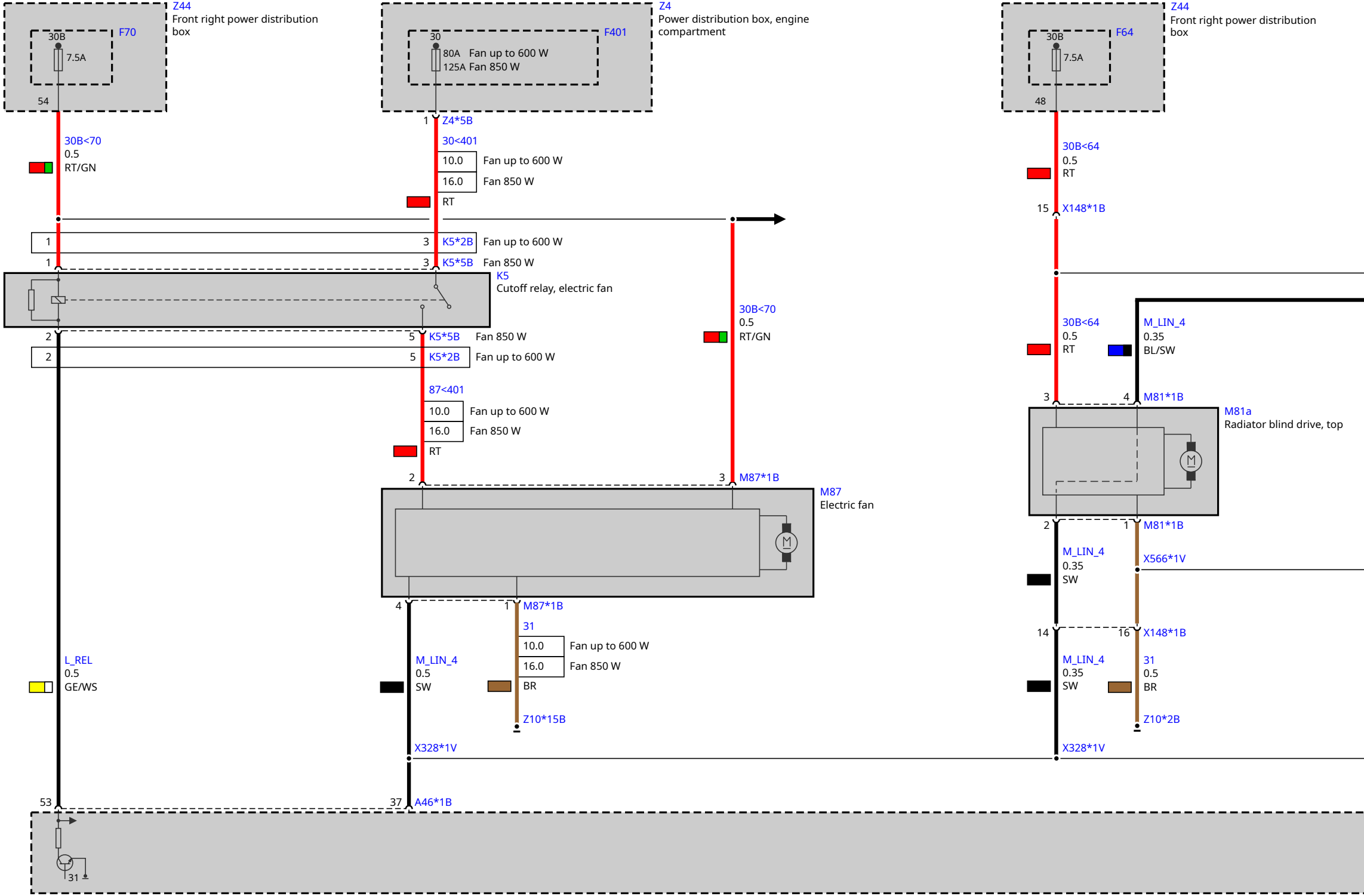
Z44
Front right power distribution box
F70
30B
7.5A
54
30B<70
0.5
RT/GN
Z4
Power distribution box, engine compartment
F401
30
80A Fan up to 600 W
125A Fan 850 W
1
Z4*5B
30<401
10.0 Fan up to 600 W
16.0 Fan 850 W
RT
Z44
Front right power distribution box
F64
30B
7.5A
48
30B<64
0.5
RT
15
X148*1B
1
3
K5*2B
Fan up to 600 W
1
3
K5*5B
Fan 850 W
K5
Cutoff relay, electric fan
30B<70
0.5
RT/GN
30B<64
0.5
RT
M_LIN_4
0.35
BL/SW
2
5
K5*5B
Fan 850 W
2
5
K5*2B
Fan up to 600 W
3
4
M81*1B
M81a
Radiator blind drive, top
87<401
10.0 Fan up to 600 W
16.0 Fan 850 W
RT
2
3
M87*1B
M87
Electric fan
M
2
1
M81*1B
M_LIN_4
0.35
SW
X566*1V
4
1
M87*1B
31
10.0 Fan up to 600 W
16.0 Fan 850 W
BR
14
16
X148*1B
L_REL
0.5
GE/WS
M_LIN_4
0.5
SW
M_LIN_4
0.35
SW
31
0.5
BR
Z10*15B
Z10*2B
X328*1V
X328*1V
53
37
A46*1B
31

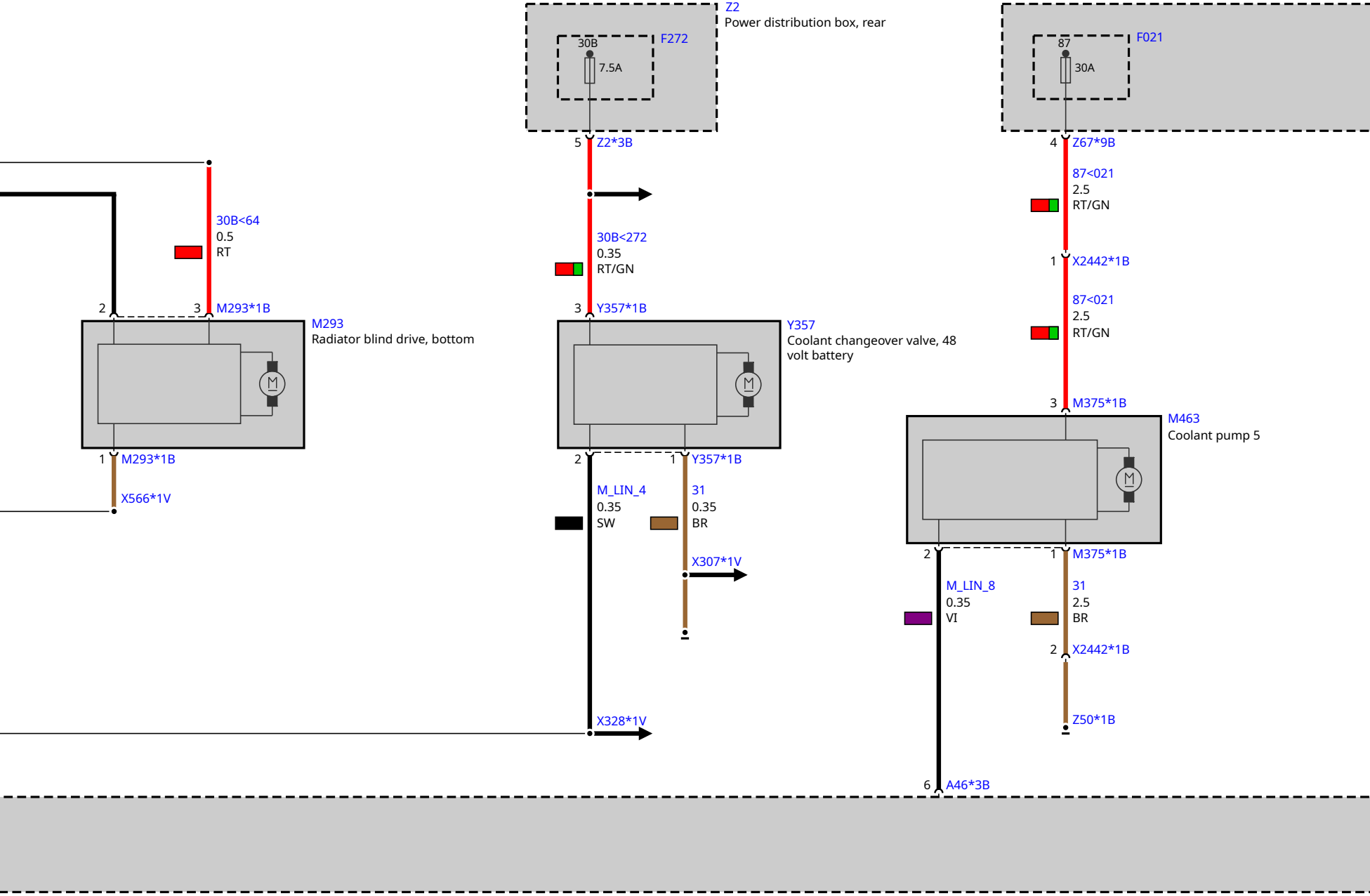
Z2
Power distribution box, rear
F272
30B
7.5A
5 Z2*3B
30B<272
0.35
RT/GN
3 Y357*1B
Y357
Coolant changeover valve, 48 volt battery
2
1 Y357*1B
M_LIN_4
0.35
SW
31
0.35
BR
X307*1V
X328*1V
F021
87
30A
4 Z67*9B
87<021
2.5
RT/GN
1 X2442*1B
87<021
2.5
RT/GN
3 M375*1B
M463
Coolant pump 5
2
1 M375*1B
M_LIN_8
0.35
VI
31
2.5
BR
2 X2442*1B
Z50*1B
6 A46*3B
30B<64
0.5
RT
2
3 M293*1B
M293
Radiator blind drive, bottom
1 M293*1B
X566*1V
M
M
M

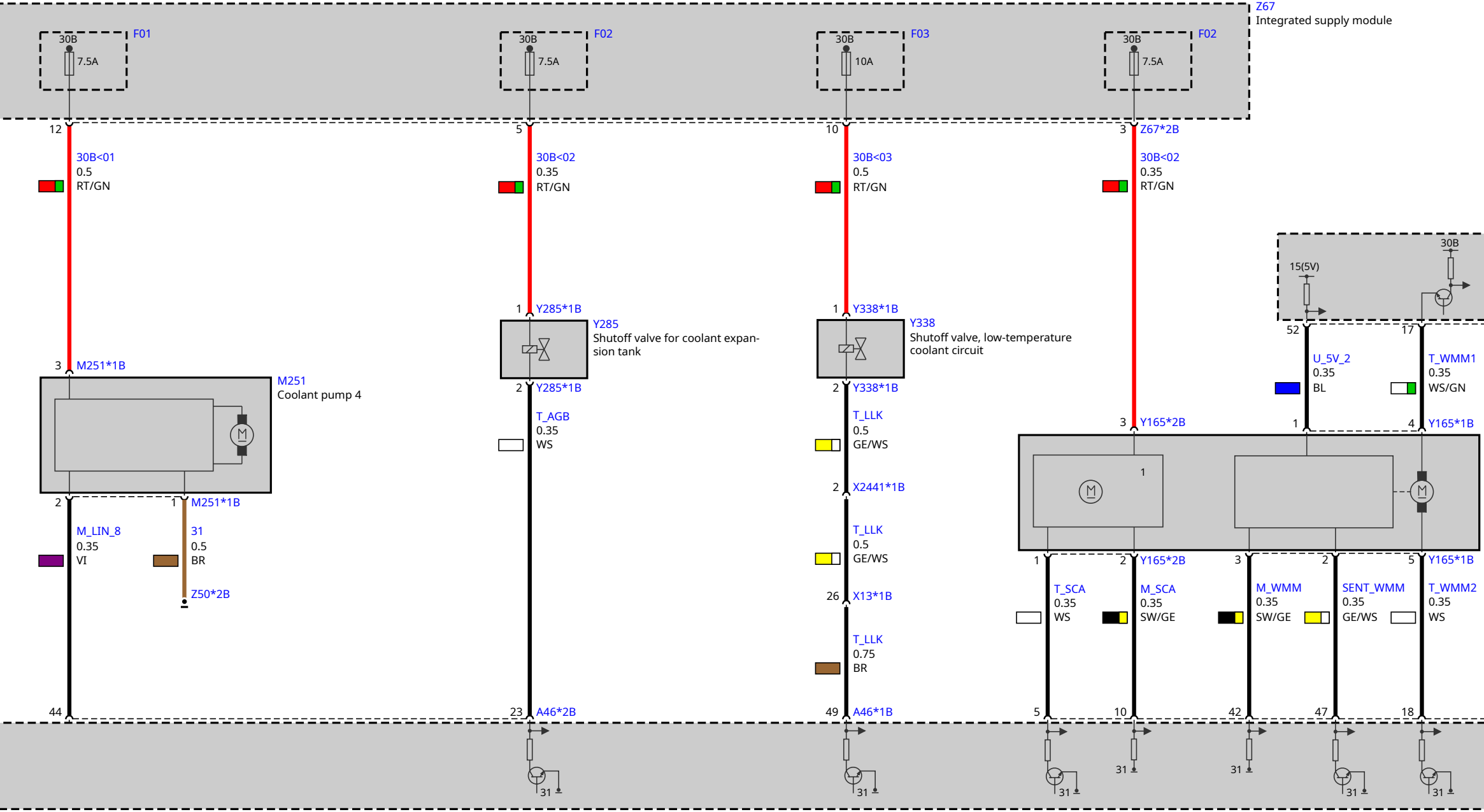
Z67
Integrated supply module
F01
30B
7.5A
F02
30B
7.5A
F03
30B
10A
F02
30B
7.5A
12
30B<01
0.5
RT/GN
5
30B<02
0.35
RT/GN
10
30B<03
0.5
RT/GN
3
Z67*2B
30B<02
0.35
RT/GN
1
Y285*1B
Y285
Shutoff valve for coolant expansion tank
2
Y285*1B
T_AGB
0.35
WS
1
Y338*1B
Y338
Shutoff valve, low-temperature coolant circuit
2
Y338*1B
T_LLK
0.5
GE/WS
2
X2441*1B
T_LLK
0.5
GE/WS
26
X13*1B
T_LLK
0.75
BR
3
M251*1B
M251
Coolant pump 4
M
2
1
M251*1B
M_LIN_8
0.35
VI
31
0.5
BR
Z50*2B
30B
15(5V)
52
17
U_5V_2
0.35
BL
T_WMM1
0.35
WS/GN
3
Y165*2B
1
4
Y165*1B
M
1
M
1
2
Y165*2B
3
2
5
Y165*1B
T_SCA
0.35
WS
M_SCA
0.35
SW/GE
M_WMM
0.35
SW/GE
SENT_WMM
0.35
GE/WS
T_WMM2
0.35
WS
44
23
A46*2B
49
A46*1B
5
10
42
47
18
31
31
31
31
31
31
31

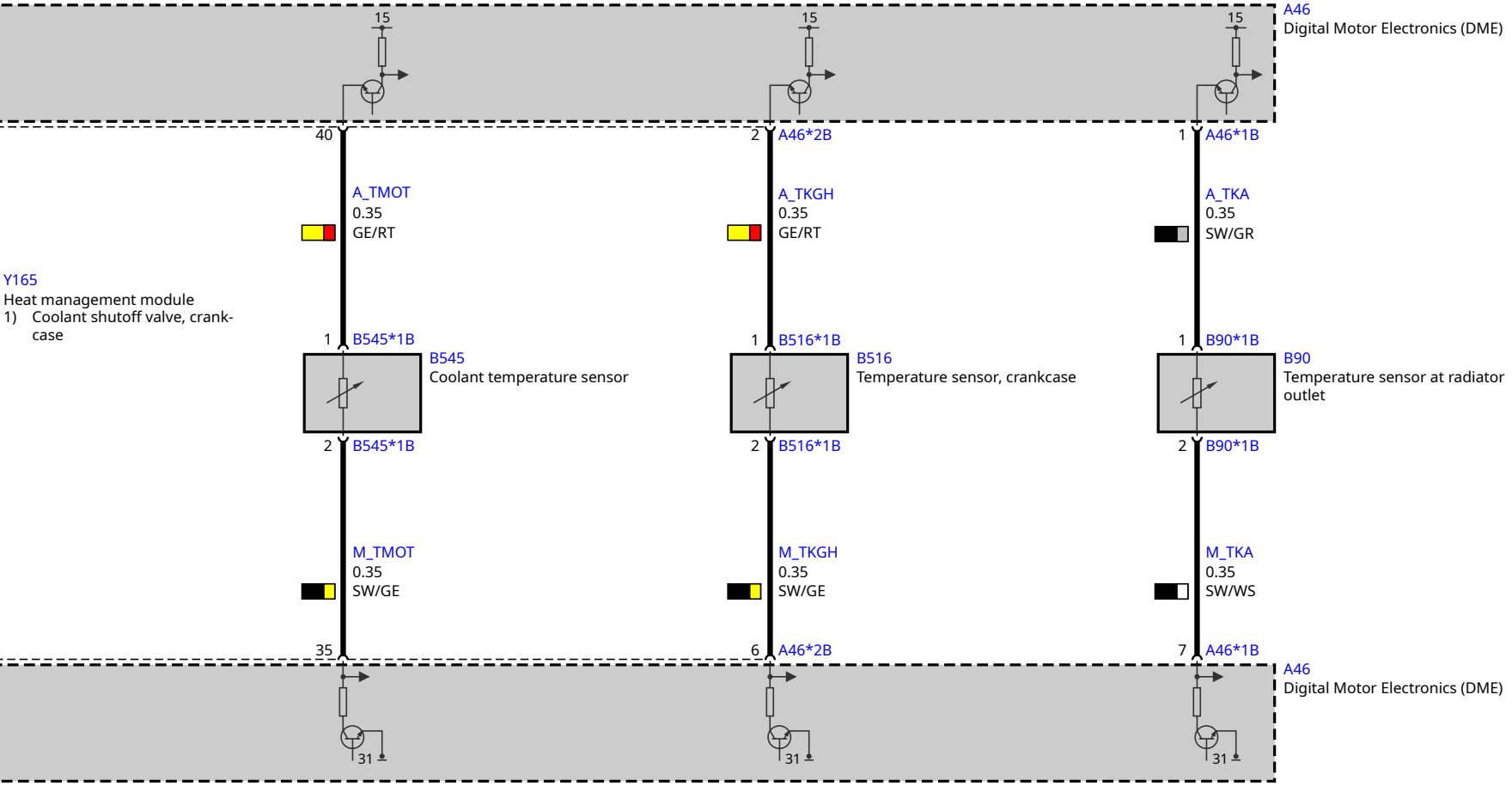
15
15
15
A46
Digital Motor Electronics (DME)
40
2
A46*2B
1
A46*1B
A_TMOT
0.35
GE/RT
A_TKGH
0.35
GE/RT
A_TKA
0.35
SW/GR
Y165
Heat management module
1) Coolant shutoff valve, crankcase
1
B545*1B
1
B516*1B
1
B90*1B
B545
Coolant temperature sensor
B516
Temperature sensor, crankcase
B90
Temperature sensor at radiator outlet
2
B545*1B
2
B516*1B
2
B90*1B
M_TMOT
0.35
SW/GE
M_TKGH
0.35
SW/GE
M_TKA
0.35
SW/WS
35
6
A46*2B
7
A46*1B
A46
Digital Motor Electronics (DME)
31
31
31