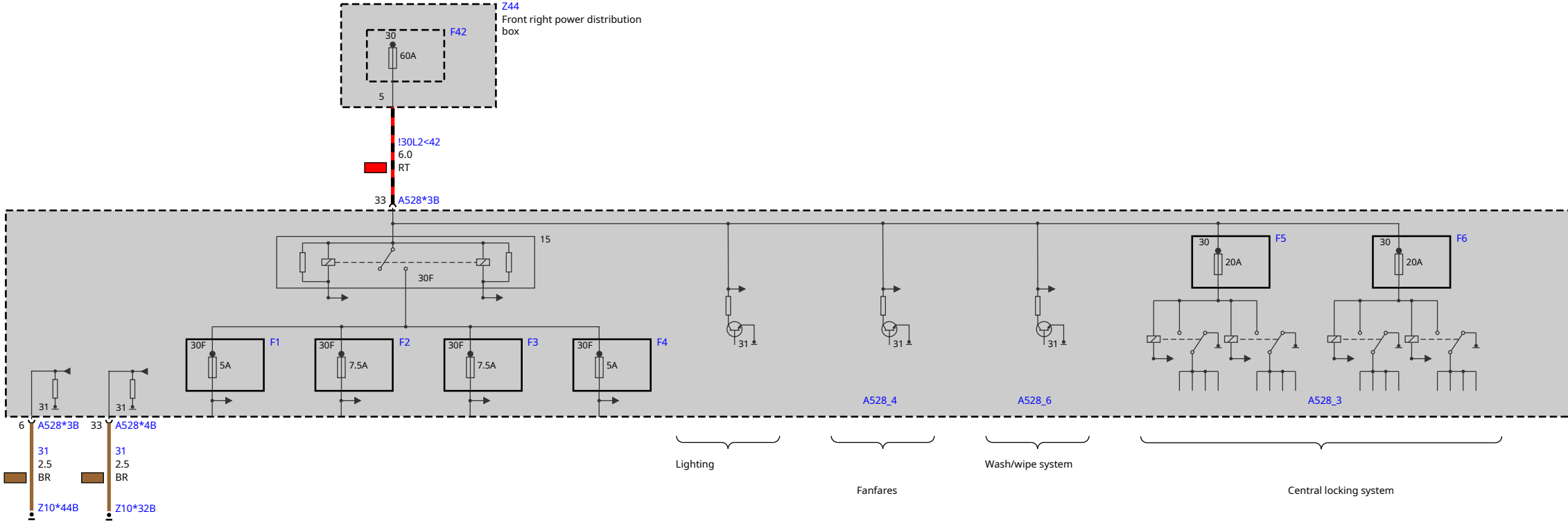
Z44
Front right power distribution box
F42
30
60A
5
!30L2<42
6.0
RT
33
A528*3B
15
30F
F1
30F
5A
F2
30F
7.5A
F3
30F
7.5A
F4
30F
5A
31
31
31
F5
30
20A
F6
30
20A
A528_4
A528_6
A528_3
31
31
6
A528*3B
33
A528*4B
31
2.5
BR
Z10*44B
31
2.5
BR
Z10*32B
Lighting
Fanfares
Wash/wipe system
Central locking system

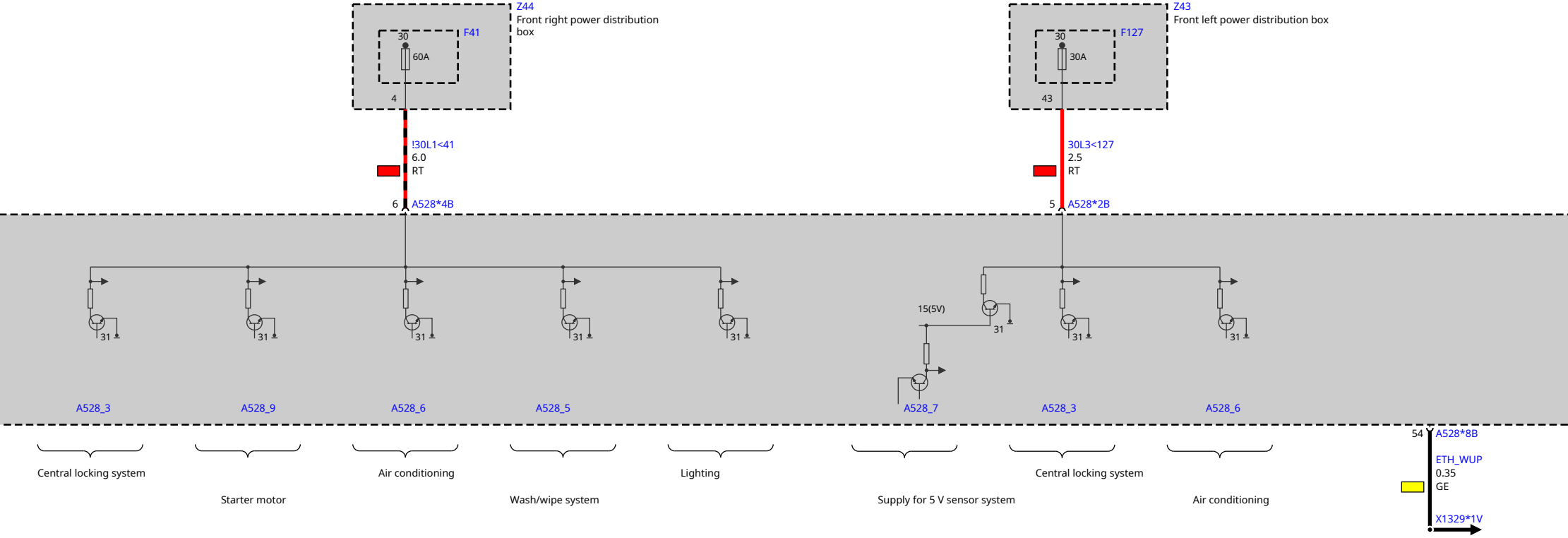
Z44
Front right power distribution box
F41
30
60A
4
!30L1<41
6.0
RT
6
A528*4B
Z43
Front left power distribution box
F127
30
30A
43
30L3<127
2.5
RT
5
A528*2B
31
15(5V)
A528_3
A528_9
A528_6
A528_5
A528_7
A528_3
A528_6
Central locking system
Starter motor
Air conditioning
Wash/wipe system
Lighting
Supply for 5 V sensor system
Central locking system
Air conditioning
54
A528*8B
ETH_WUP
0.35
GE
X1329*1V

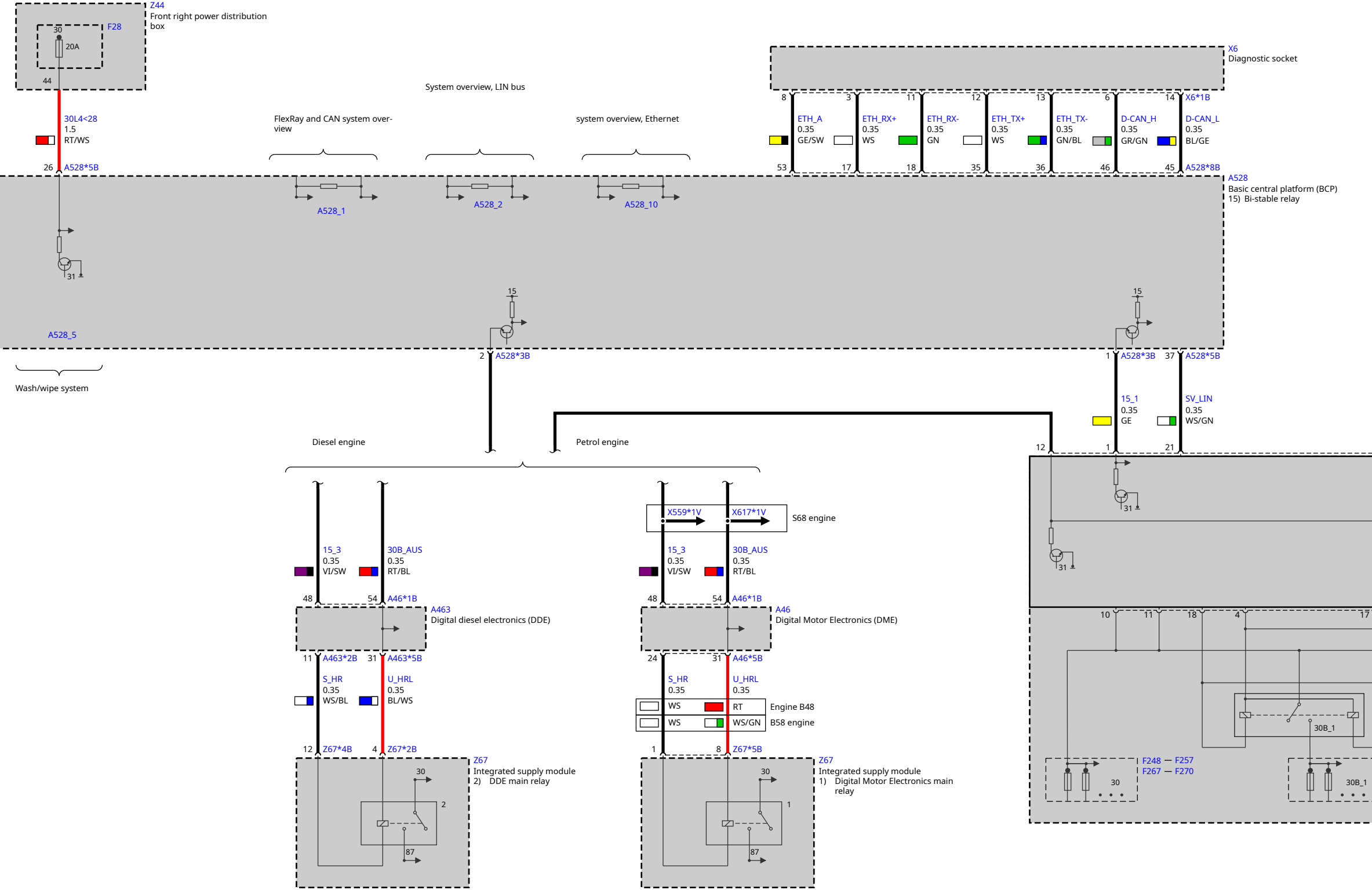
Z44
Front right power distribution box
F28
30
20A
44
30L4<28
1.5
RT/WS
26
A528*5B
System overview, LIN bus
FlexRay and CAN system overview
system overview, Ethernet
A528_1
A528_2
A528_10
X6
Diagnostic socket
8
3
11
12
13
6
14
X6*1B
ETH_A
0.35
GE/SW
ETH_RX+
0.35
WS
ETH_RX-
0.35
GN
ETH_TX+
0.35
WS
ETH_TX-
0.35
GN/BL
D-CAN_H
0.35
GR/GN
D-CAN_L
0.35
BL/GE
53
17
18
35
36
46
45
A528*8B
A528
Basic central platform (BCP)
15) Bi-stable relay
31
15
15
A528_5
Wash/wipe system
2
A528*3B
1
A528*3B
37
A528*5B
15_1
0.35
GE
SV_LIN
0.35
WS/GN
12
1
21
31
31
Diesel engine
Petrol engine
15_3
0.35
VI/SW
30B_AUS
0.35
RT/BL
48
54
A46*1B
A463
Digital diesel electronics (DDE)
11
A463*2B
31
A463*5B
S_HR
0.35
WS/BL
U_HRL
0.35
BL/WS
12
Z67*4B
4
Z67*2B
Z67
Integrated supply module
2) DDE main relay
30
2
87
X559*1V
X617*1V
S68 engine
15_3
0.35
VI/SW
30B_AUS
0.35
RT/BL
48
54
A46*1B
A46
Digital Motor Electronics (DME)
24
31
A46*5B
S_HR
0.35
U_HRL
0.35
WS
RT
Engine B48
WS
WS/GN
B58 engine
1
8
Z67*5B
Z67
Integrated supply module
1) Digital Motor Electronics main relay
30
1
87
10
11
18
4
17
30B_1
F248 — F257
F267 — F270
30
30B_1

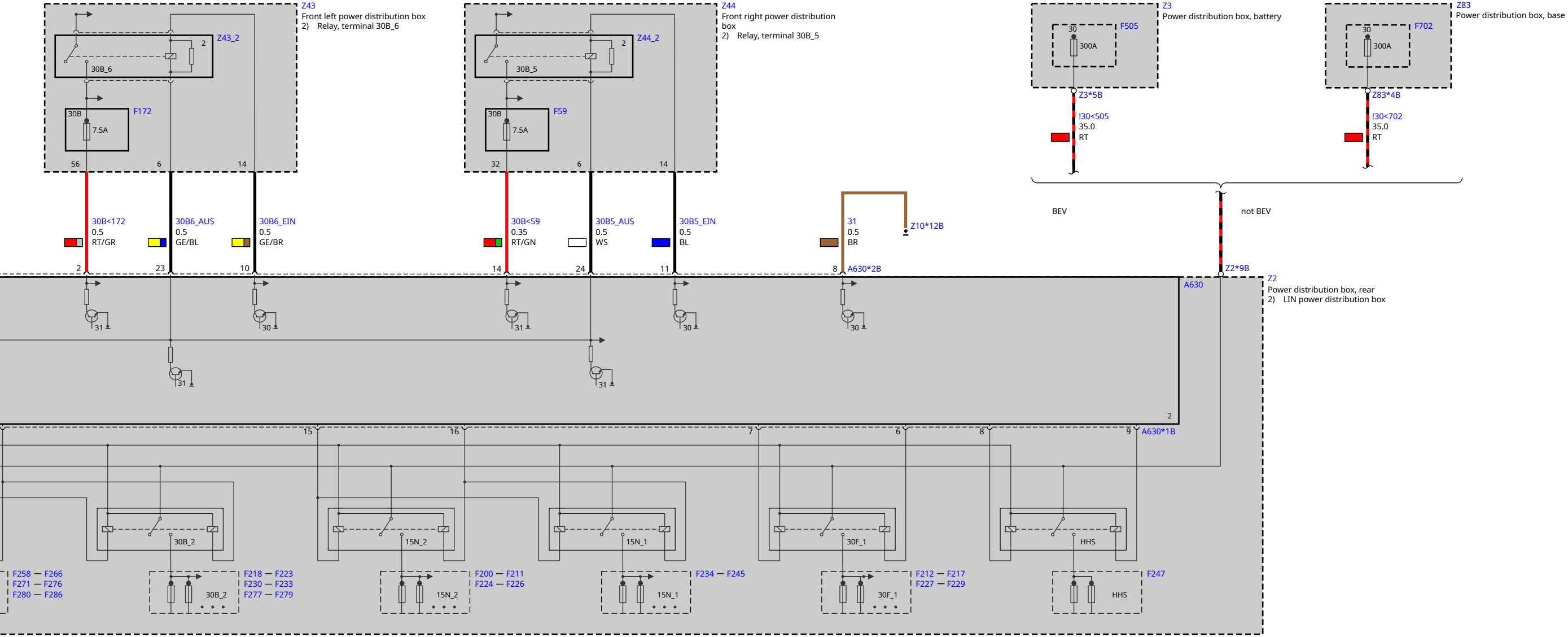
Z43
Front left power distribution box
2) Relay, terminal 30B_6
Z43_2
2
30B_6
F172
30B
7.5A
56
6
14
Z44
Front right power distribution box
2) Relay, terminal 30B_5
Z44_2
2
30B_5
F59
30B
7.5A
32
6
14
Z3
Power distribution box, battery
F505
30
300A
Z3*5B
!30<505
35.0
RT
Z83
Power distribution box, base
F702
30
300A
Z83*4B
!30<702
35.0
RT
BEV
not BEV
30B<172
0.5
RT/GR
30B6_AUS
0.5
GE/BL
30B6_EIN
0.5
GE/BR
30B<59
0.35
RT/GN
30B5_AUS
0.5
WS
30B5_EIN
0.5
BL
31
0.5
BR
Z10*12B
2
23
10
14
24
11
8
A630*2B
Z2*9B
Z2
Power distribution box, rear
2) LIN power distribution box
A630
31
30
31
30
30
31
31
2
15
16
7
6
8
9
A630*1B
30B_2
15N_2
15N_1
30F_1
HHS
F258 — F266
F271 — F276
F280 — F286
30B_2
F218 — F223
F230 — F233
F277 — F279
15N_2
F200 — F211
F224 — F226
15N_1
F234 — F245
30F_1
F212 — F217
F227 — F229
HHS
F247