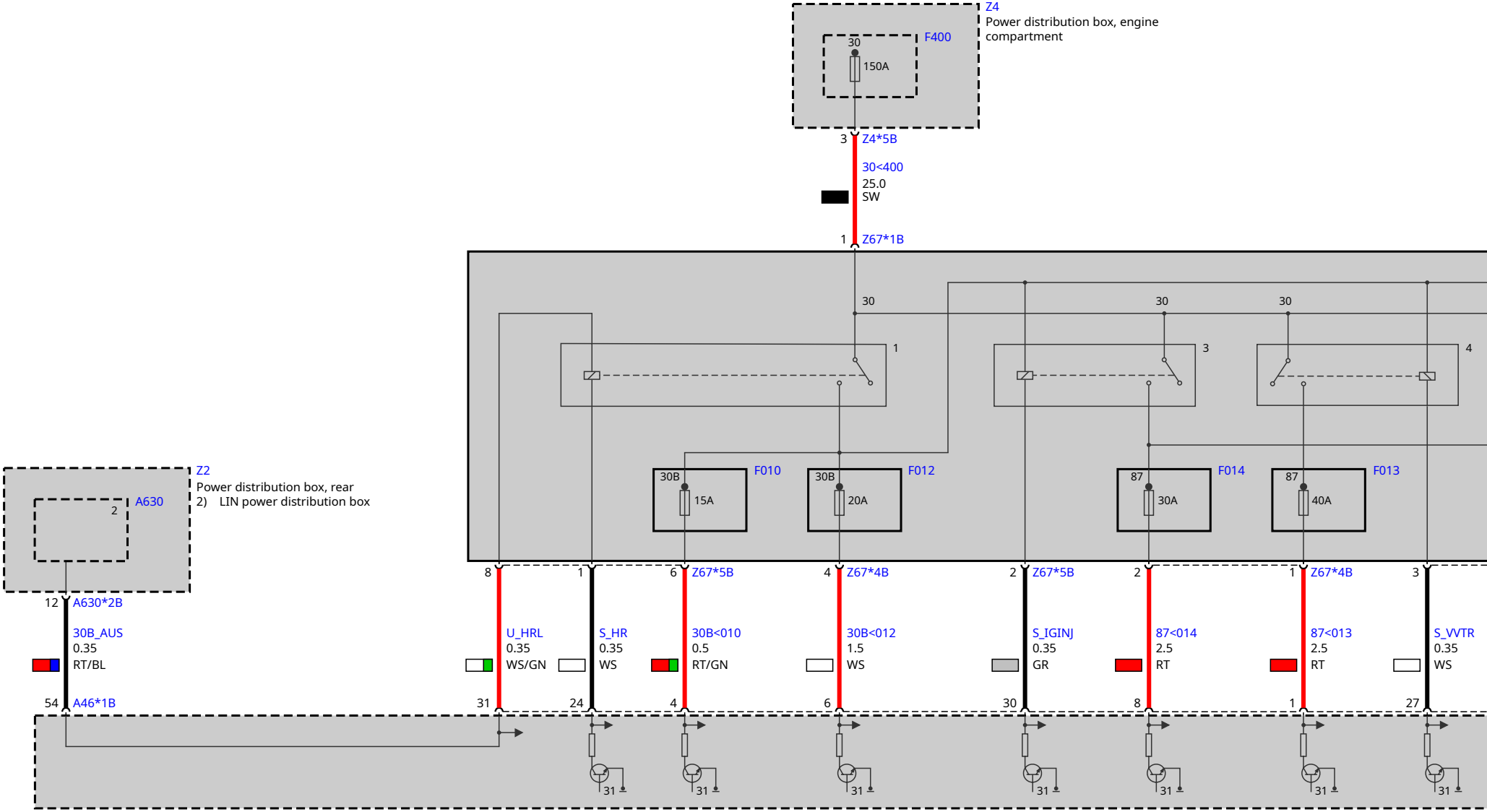
Z4
Power distribution box, engine compartment
F400
30
150A
3
Z4*5B
30<400
25.0
SW
1
Z67*1B
30
30
30
1
3
4
30B
F010
15A
30B
F012
20A
87
F014
30A
87
F013
40A
Z2
Power distribution box, rear
2) LIN power distribution box
A630
2
12
A630*2B
30B_AUS
0.35
RT/BL
54
A46*1B
8
U_HRL
0.35
WS/GN
31
1
S_HR
0.35
WS
24
6
Z67*5B
30B<010
0.5
RT/GN
4
4
Z67*4B
30B<012
1.5
WS
6
2
Z67*5B
S_IGINJ
0.35
GR
30
2
87<014
2.5
RT
8
1
Z67*4B
87<013
2.5
RT
1
3
S_VVTR
0.35
WS
27
31
31
31
31
31
31
31

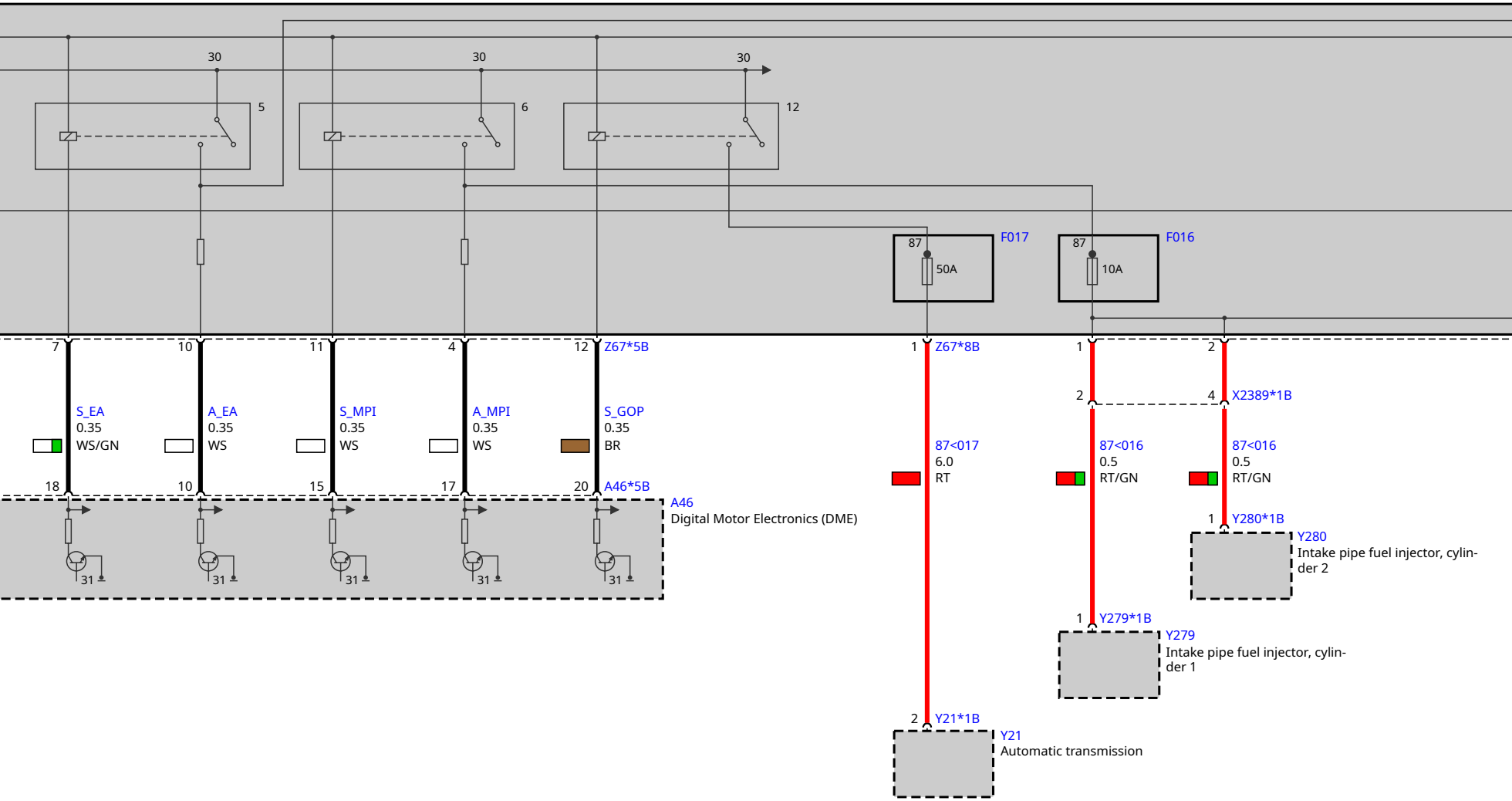
30
30
30
5
6
12
87
F017
50A
87
F016
10A
7
10
11
4
12
Z67*5B
1
Z67*8B
1
2
S_EA
0.35
WS/GN
A_EA
0.35
WS
S_MPI
0.35
WS
A_MPI
0.35
WS
S_GOP
0.35
BR
2
4
X2389*1B
87<017
6.0
RT
87<016
0.5
RT/GN
87<016
0.5
RT/GN
18
10
15
17
20
A46*5B
A46
Digital Motor Electronics (DME)
31
31
31
31
31
1
Y280*1B
Y280
Intake pipe fuel injector, cylinder 2
1
Y279*1B
Y279
Intake pipe fuel injector, cylinder 1
2
Y21*1B
Y21
Automatic transmission

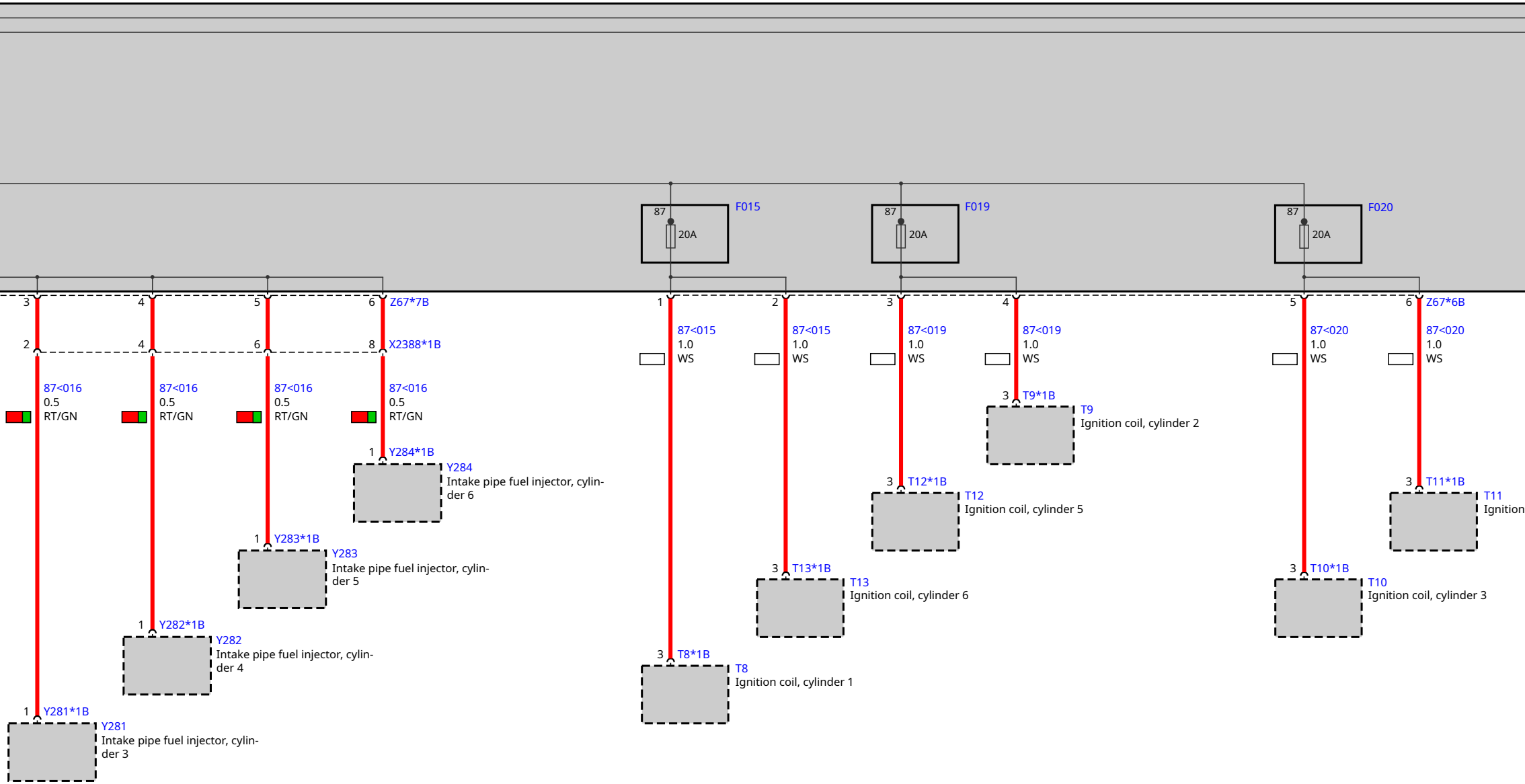

87
F015
20A
87
F019
20A
87
F020
20A
3
4
5
6
Z67*7B
1
2
3
4
5
6
Z67*6B
2
4
6
8
X2388*1B
87<016
0.5
RT/GN
87<016
0.5
RT/GN
87<016
0.5
RT/GN
87<016
0.5
RT/GN
87<015
1.0
WS
87<015
1.0
WS
87<019
1.0
WS
87<019
1.0
WS
87<020
1.0
WS
87<020
1.0
WS
1
Y284*1B
Y284
Intake pipe fuel injector, cylinder 6
1
Y283*1B
Y283
Intake pipe fuel injector, cylinder 5
1
Y282*1B
Y282
Intake pipe fuel injector, cylinder 4
1
Y281*1B
Y281
Intake pipe fuel injector, cylinder 3
3
T9*1B
T9
Ignition coil, cylinder 2
3
T12*1B
T12
Ignition coil, cylinder 5
3
T11*1B
T11
Ignition
3
T13*1B
T13
Ignition coil, cylinder 6
3
T10*1B
T10
Ignition coil, cylinder 3
3
T8*1B
T8
Ignition coil, cylinder 1

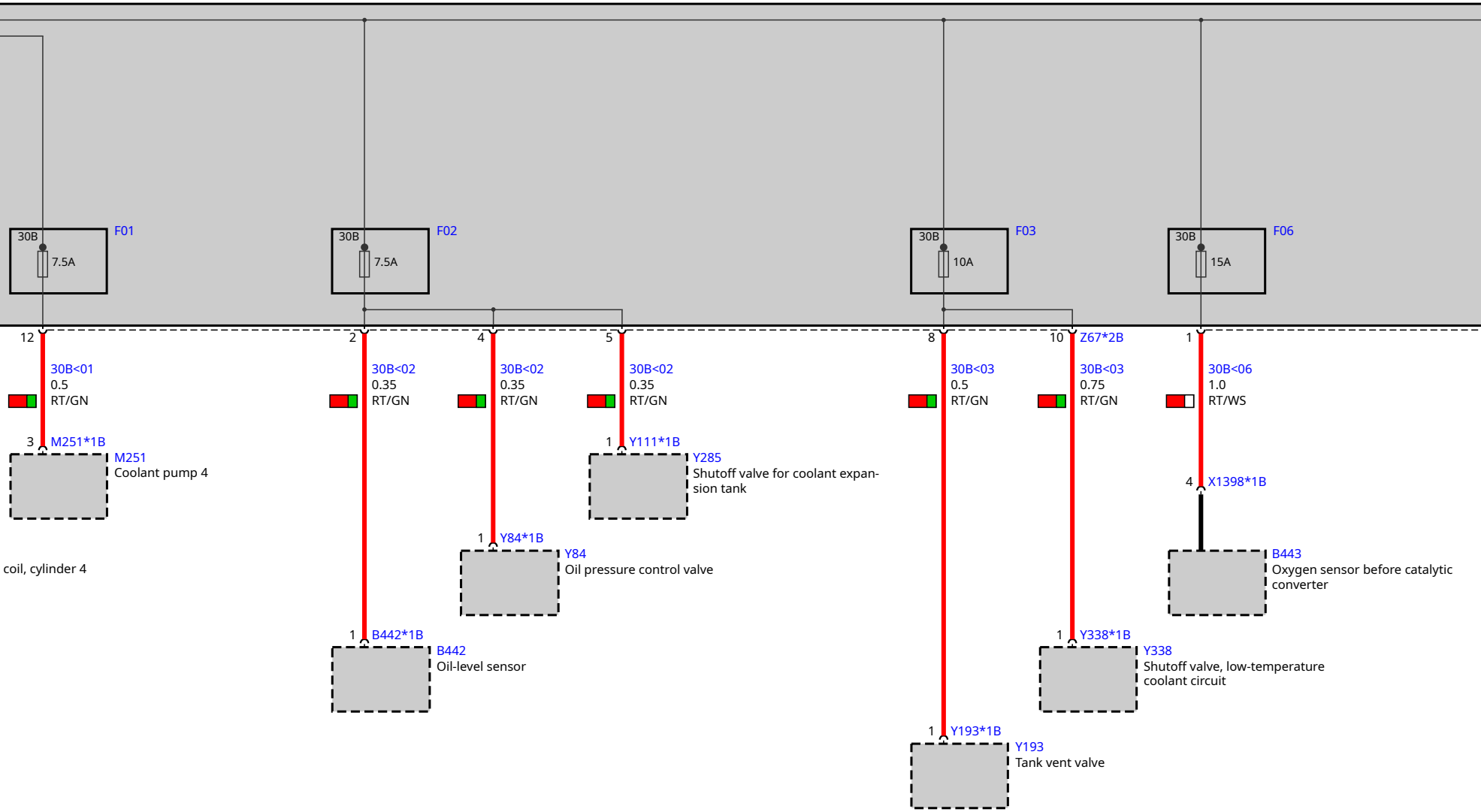
30B
F01
7.5A
30B
F02
7.5A
30B
F03
10A
30B
F06
15A
12
30B<01
0.5
RT/GN
3
M251*1B
M251
Coolant pump 4
coil, cylinder 4
2
30B<02
0.35
RT/GN
1
B442*1B
B442
Oil-level sensor
4
30B<02
0.35
RT/GN
1
Y84*1B
Y84
Oil pressure control valve
5
30B<02
0.35
RT/GN
1
Y111*1B
Y285
Shutoff valve for coolant expansion tank
8
30B<03
0.5
RT/GN
1
Y193*1B
Y193
Tank vent valve
10
Z67*2B
30B<03
0.75
RT/GN
1
Y338*1B
Y338
Shutoff valve, low-temperature coolant circuit
1
30B<06
1.0
RT/WS
4
X1398*1B
B443
Oxygen sensor before catalytic converter

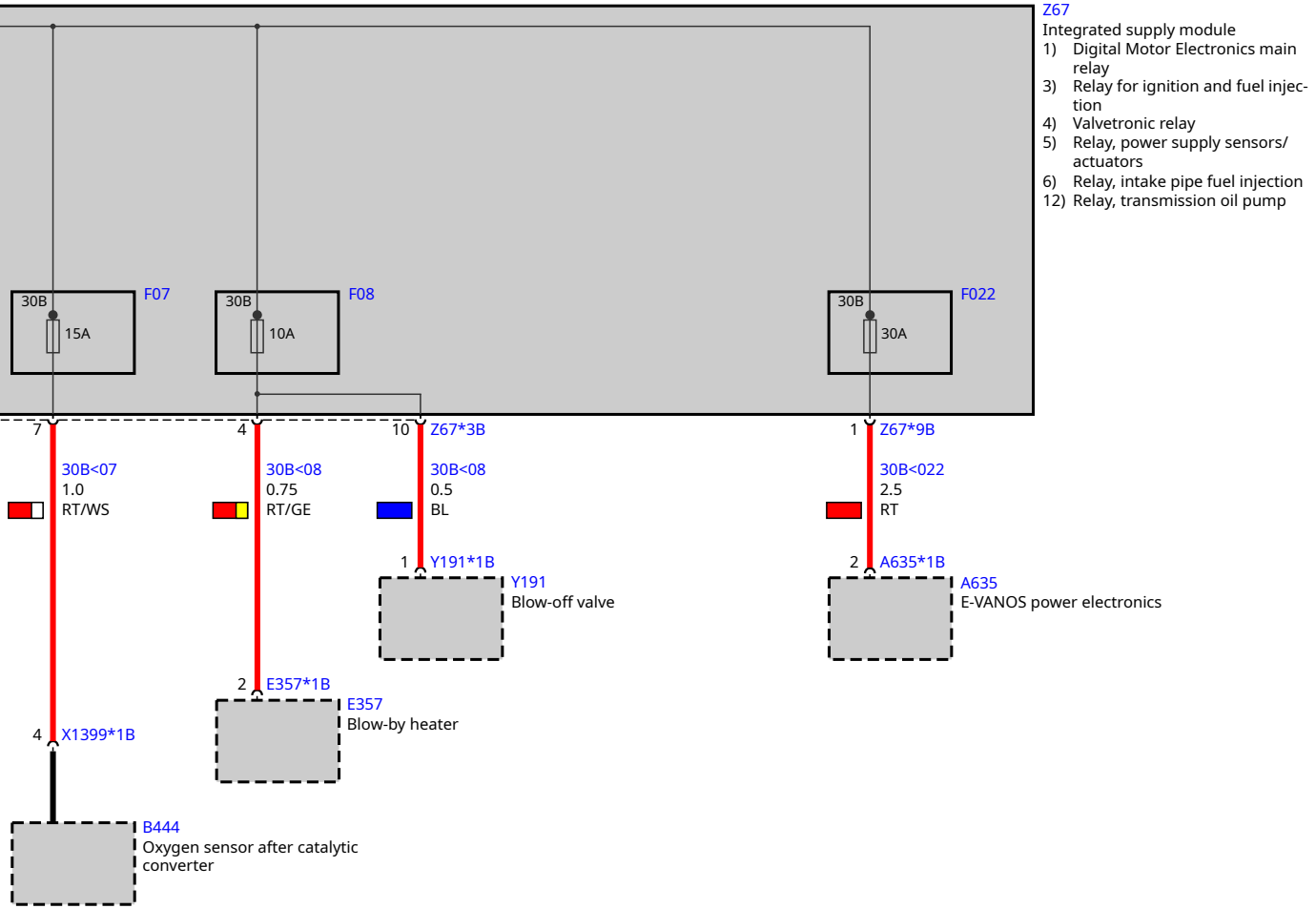
Z67
Integrated supply module
1) Digital Motor Electronics main relay
3) Relay for ignition and fuel injection
4) Valvetronic relay
5) Relay, power supply sensors/ actuators
6) Relay, intake pipe fuel injection
12) Relay, transmission oil pump
30B
15A
F07
30B
10A
F08
30B
30A
F022
7
4
10
Z67*3B
1
Z67*9B
30B<07
1.0
RT/WS
30B<08
0.75
RT/GE
30B<08
0.5
BL
30B<022
2.5
RT
1
Y191*1B
Y191
Blow-off valve
2
A635*1B
A635
E-VANOS power electronics
2
E357*1B
E357
Blow-by heater
4
X1399*1B
B444
Oxygen sensor after catalytic converter