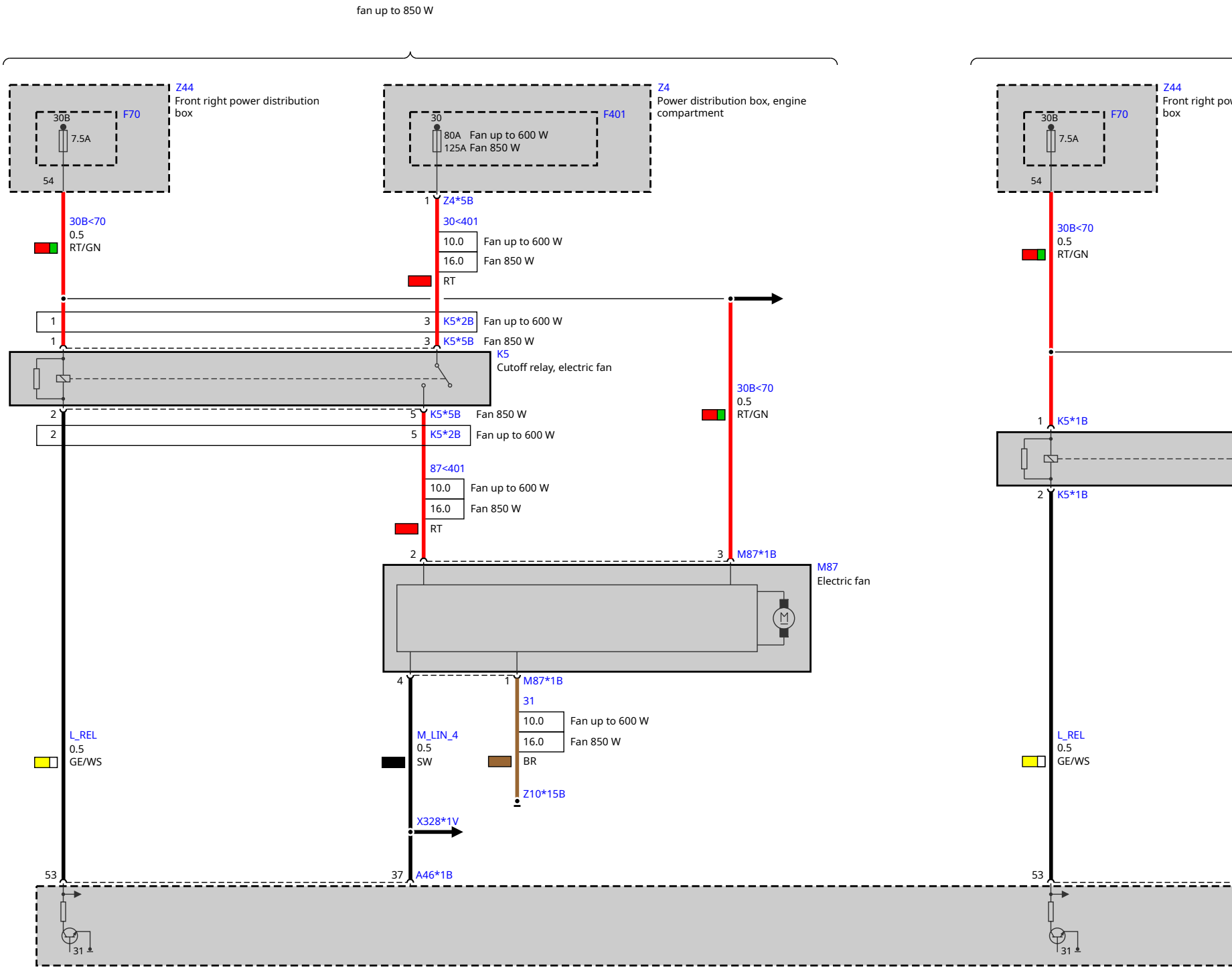
fan up to 850 W
Z44
Front right power distribution box
F70
30B
7.5A
54
Z4
Power distribution box, engine compartment
F401
30
80A Fan up to 600 W
125A Fan 850 W
1
Z4*5B
30<401
10.0
Fan up to 600 W
16.0
Fan 850 W
RT
30B<70
0.5
RT/GN
1
3
K5*2B
Fan up to 600 W
1
3
K5*5B
Fan 850 W
K5
Cutoff relay, electric fan
2
5
K5*5B
Fan 850 W
2
5
K5*2B
Fan up to 600 W
30B<70
0.5
RT/GN
87<401
10.0
Fan up to 600 W
16.0
Fan 850 W
RT
2
3
M87*1B
M87
Electric fan
M
4
1
M87*1B
31
10.0
Fan up to 600 W
16.0
Fan 850 W
BR
Z10*15B
L_REL
0.5
GE/WS
M_LIN_4
0.5
SW
X328*1V
53
37
A46*1B
31
Z44
Front right pow
box
F70
30B
7.5A
54
30B<70
0.5
RT/GN
1
K5*1B
2
K5*1B
L_REL
0.5
GE/WS
53
31

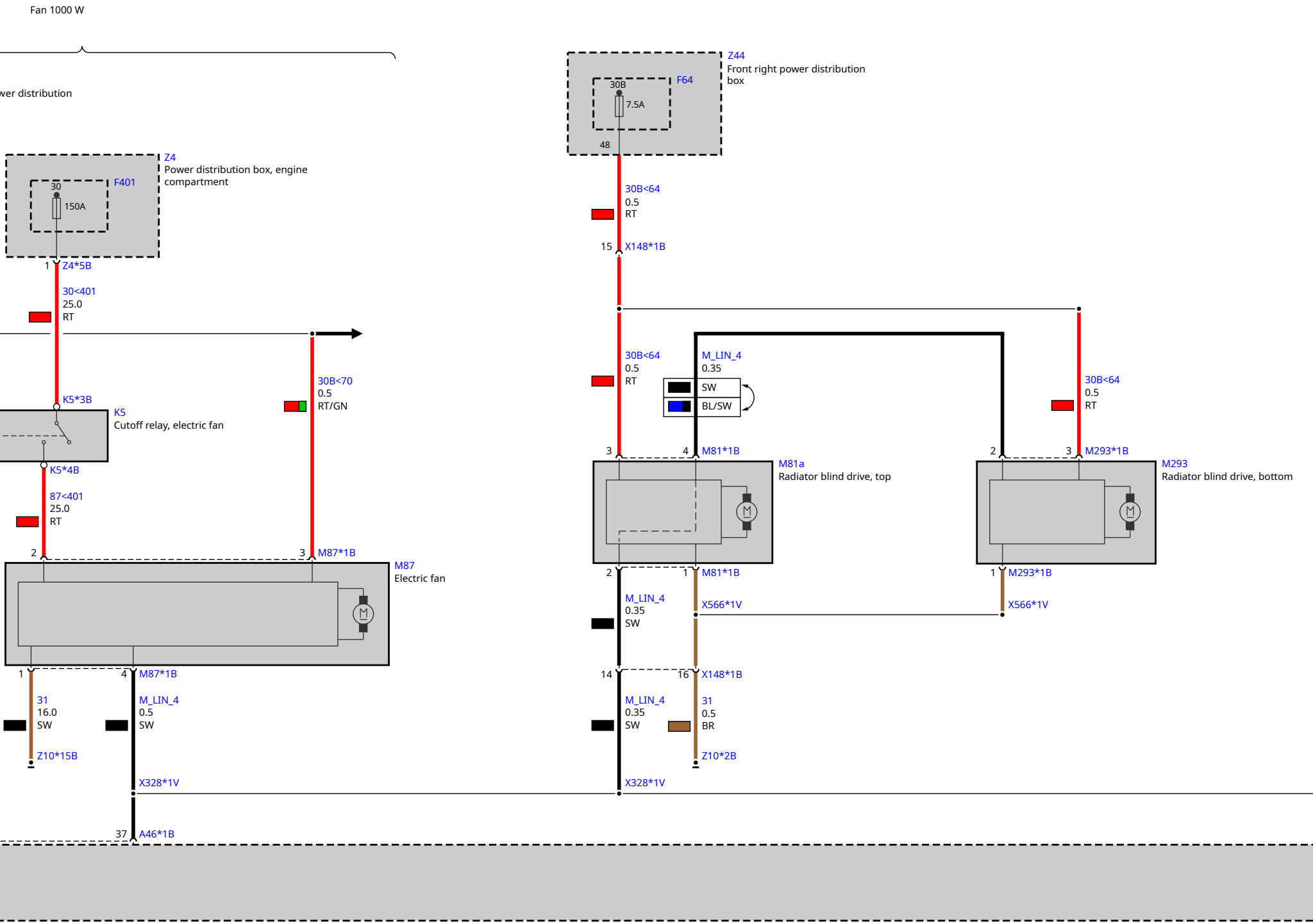
Fan 1000 W
wer distribution
Z4
Power distribution box, engine compartment
F401
30
150A
1
Z4*5B
30<401
25.0
RT
K5*3B
K5
Cutoff relay, electric fan
K5*4B
87<401
25.0
RT
30B<70
0.5
RT/GN
2
3
M87*1B
M87
Electric fan
1
4
M87*1B
31
16.0
SW
Z10*15B
M_LIN_4
0.5
SW
X328*1V
37
A46*1B
Z44
Front right power distribution box
F64
30B
7.5A
48
30B<64
0.5
RT
15
X148*1B
30B<64
0.5
RT
M_LIN_4
0.35
SW
BL/SW
3
4
M81*1B
M81a
Radiator blind drive, top
2
1
M81*1B
M_LIN_4
0.35
SW
X566*1V
14
16
X148*1B
M_LIN_4
0.35
SW
31
0.5
BR
Z10*2B
X328*1V
30B<64
0.5
RT
2
3
M293*1B
M293
Radiator blind drive, bottom
1
M293*1B
X566*1V

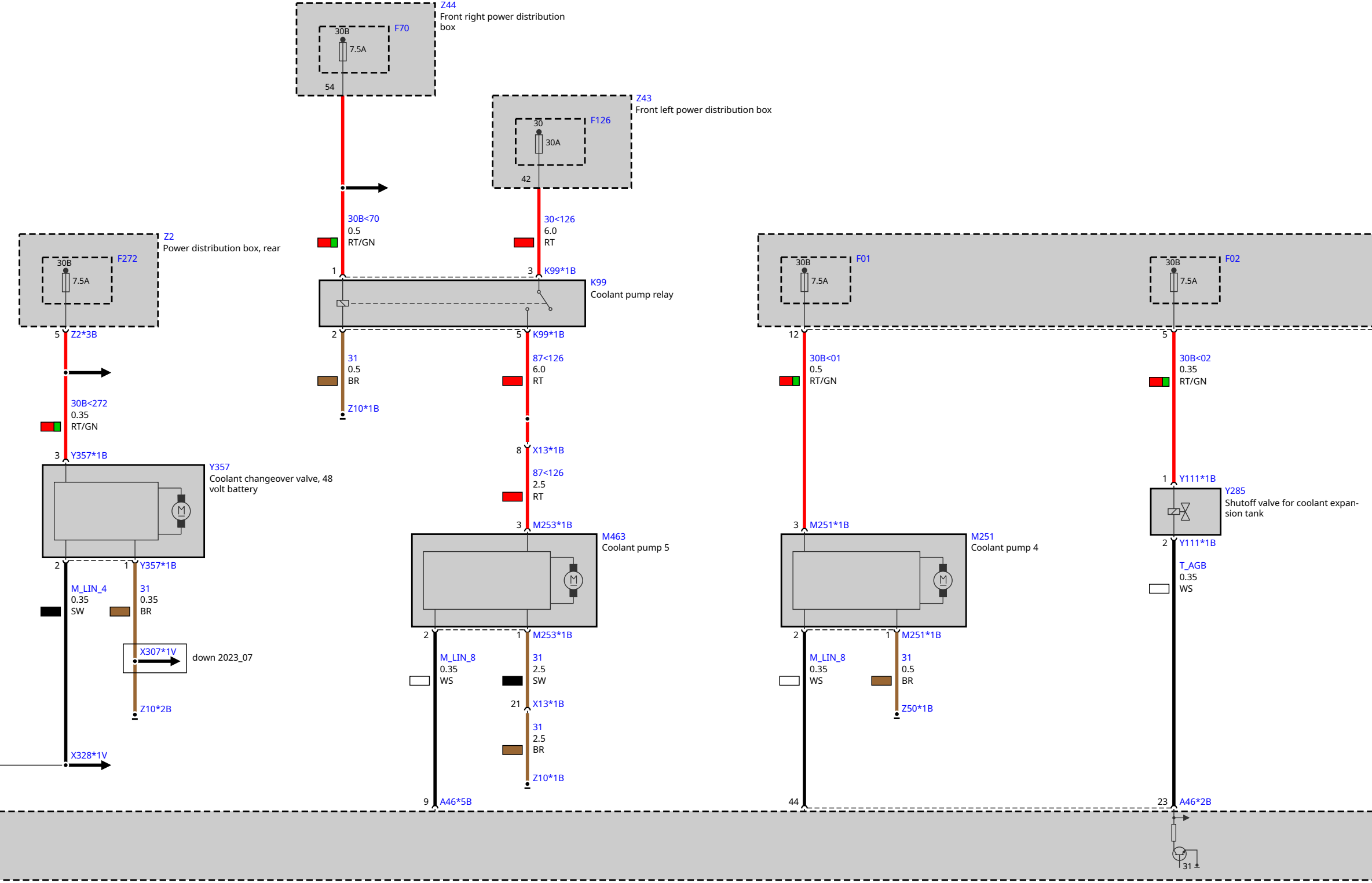
Z44
Front right power distribution box
F70
30B
7.5A
54
Z43
Front left power distribution box
F126
30
30A
42
30B<70
0.5
RT/GN
30<126
6.0
RT
1
3
K99*1B
K99
Coolant pump relay
2
5
K99*1B
31
0.5
BR
Z10*1B
87<126
6.0
RT
8
X13*1B
87<126
2.5
RT
3
M253*1B
M463
Coolant pump 5
2
1
M253*1B
M_LIN_8
0.35
WS
31
2.5
SW
21
X13*1B
31
2.5
BR
Z10*1B
9
A46*5B
Z2
Power distribution box, rear
F272
30B
7.5A
5
Z2*3B
30B<272
0.35
RT/GN
3
Y357*1B
Y357
Coolant changeover valve, 48 volt battery
2
1
Y357*1B
M_LIN_4
0.35
SW
31
0.35
BR
X307*1V
down 2023_07
Z10*2B
X328*1V
F01
30B
7.5A
F02
30B
7.5A
12
30B<01
0.5
RT/GN
5
30B<02
0.35
RT/GN
1
Y111*1B
Y285
Shutoff valve for coolant expansion tank
2
Y111*1B
T_AGB
0.35
WS
3
M251*1B
M251
Coolant pump 4
2
1
M251*1B
M_LIN_8
0.35
WS
31
0.5
BR
Z50*1B
44
23
A46*2B
31

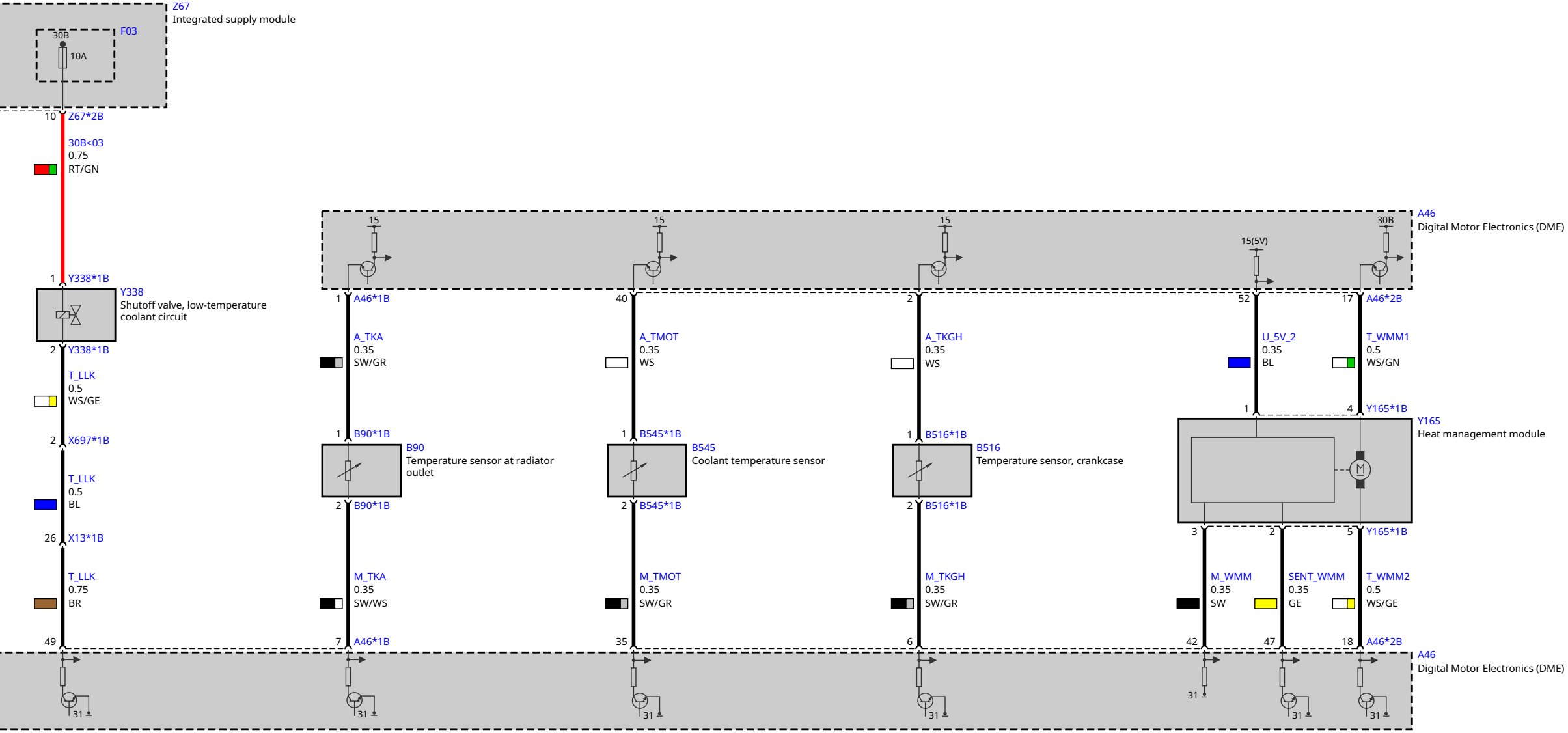
Z67
Integrated supply module
F03
30B
10A
10
Z67*2B
30B<03
0.75
RT/GN
1
Y338*1B
Y338
Shutoff valve, low-temperature coolant circuit
2
Y338*1B
T_LLK
0.5
WS/GE
2
X697*1B
T_LLK
0.5
BL
26
X13*1B
T_LLK
0.75
BR
49
A46
Digital Motor Electronics (DME)
15
15
15
15(5V)
30B
1
A46*1B
A_TKA
0.35
SW/GR
1
B90*1B
B90
Temperature sensor at radiator outlet
2
B90*1B
M_TKA
0.35
SW/WS
7
A46*1B
40
A_TMOT
0.35
WS
1
B545*1B
B545
Coolant temperature sensor
2
B545*1B
M_TMOT
0.35
SW/GR
35
2
A_TKGH
0.35
WS
1
B516*1B
B516
Temperature sensor, crankcase
2
B516*1B
M_TKGH
0.35
SW/GR
6
52
U_5V_2
0.35
BL
17
A46*2B
T_WMM1
0.5
WS/GN
1
4
Y165*1B
Y165
Heat management module
M
3
2
5
Y165*1B
M_WMM
0.35
SW
SENT_WMM
0.35
GE
T_WMM2
0.5
WS/GE
42
47
18
A46*2B
A46
Digital Motor Electronics (DME)
31
31
31
31
31
31
31