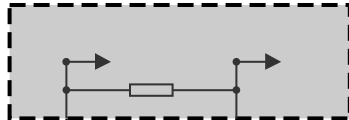



Z44
Front right power distribution
box




R2
CAN terminator


30<32
0.35
RT/WS



K-CAN2_L
0.35
GE/RT



K-CAN2_H
0.35
GE/BR



5


3

4 A568*1B



A568
Gear selector switch (GWS)

12 A568*1B
31
0.35
BR



Z10*40B