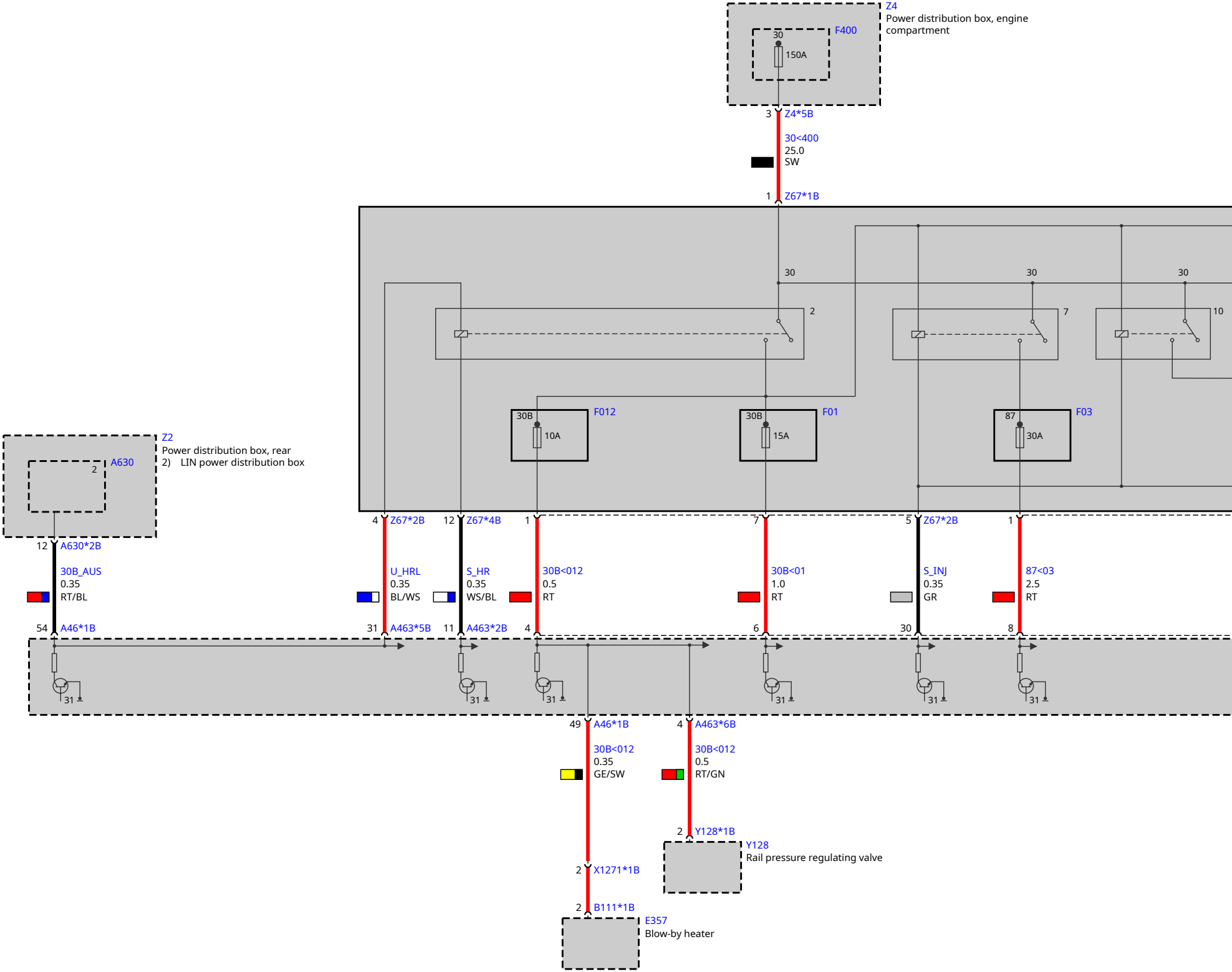
Z4
Power distribution box, engine compartment
F400
30
150A
3
Z4*5B
30<400
25.0
SW
1
Z67*1B
30
30
30
2
7
10
F012
30B
10A
F01
30B
15A
F03
87
30A
Z2
Power distribution box, rear
2) LIN power distribution box
A630
2
12
A630*2B
30B_AUS
0.35
RT/BL
54
A46*1B
4
Z67*2B
U_HRL
0.35
BL/WS
31
A463*5B
12
Z67*4B
S_HR
0.35
WS/BL
11
A463*2B
1
30B<012
0.5
RT
4
7
30B<01
1.0
RT
6
5
Z67*2B
S_INJ
0.35
GR
30
1
87<03
2.5
RT
8
31
31
31
31
31
31
49
A46*1B
30B<012
0.35
GE/SW
4
A463*6B
30B<012
0.5
RT/GN
2
Y128*1B
Y128
Rail pressure regulating valve
2
X1271*1B
2
B111*1B
E357
Blow-by heater

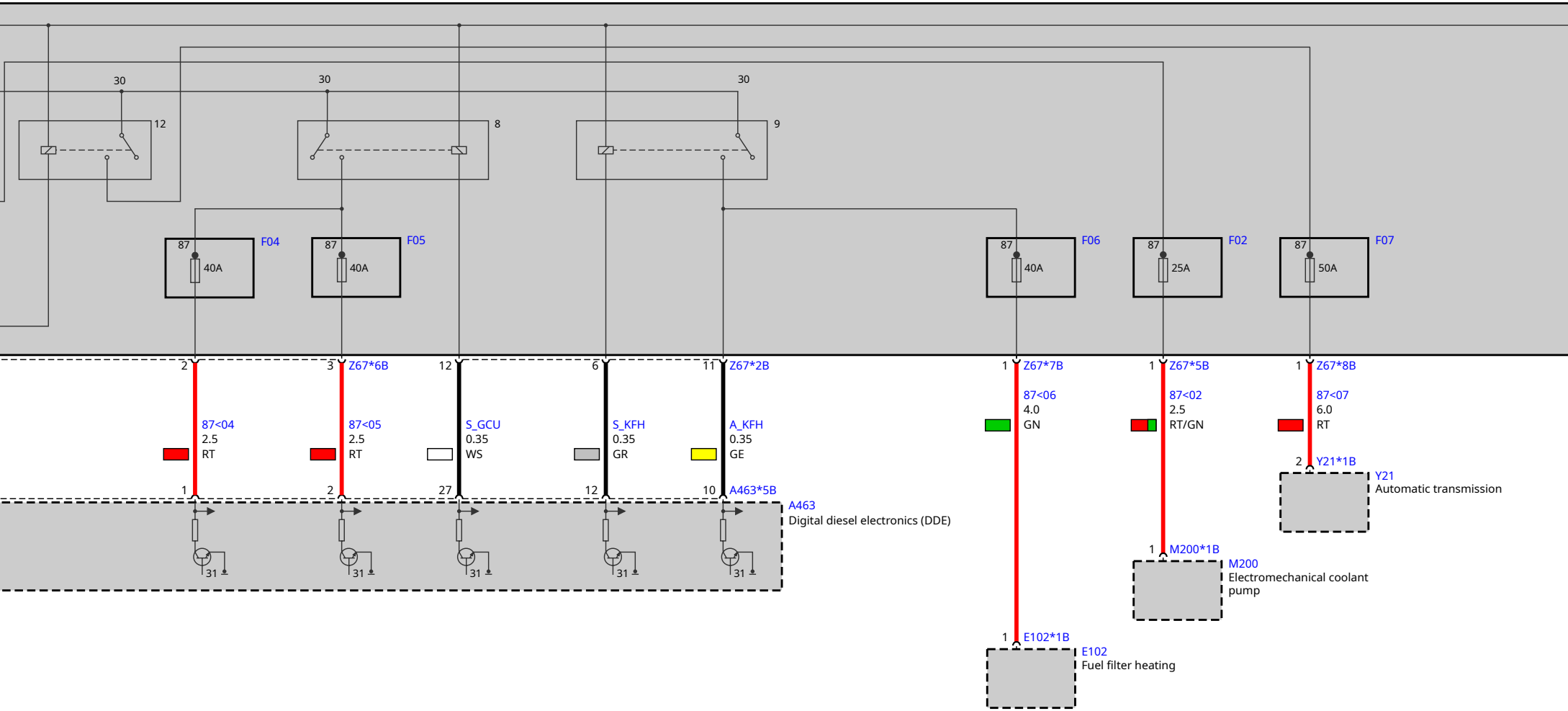
30
12
30
8
30
9
87
40A
F04
87
40A
F05
87
40A
F06
87
25A
F02
87
50A
F07
2
3
Z67*6B
12
6
11
Z67*2B
1
Z67*7B
1
Z67*5B
1
Z67*8B
87<04
2.5
RT
87<05
2.5
RT
S_GCU
0.35
WS
S_KFH
0.35
GR
A_KFH
0.35
GE
87<06
4.0
GN
87<02
2.5
RT/GN
87<07
6.0
RT
2
Y21*1B
Y21
Automatic transmission
1
2
27
12
10
A463*5B
A463
Digital diesel electronics (DDE)
31
31
31
31
31
1
M200*1B
M200
Electromechanical coolant pump
1
E102*1B
E102
Fuel filter heating

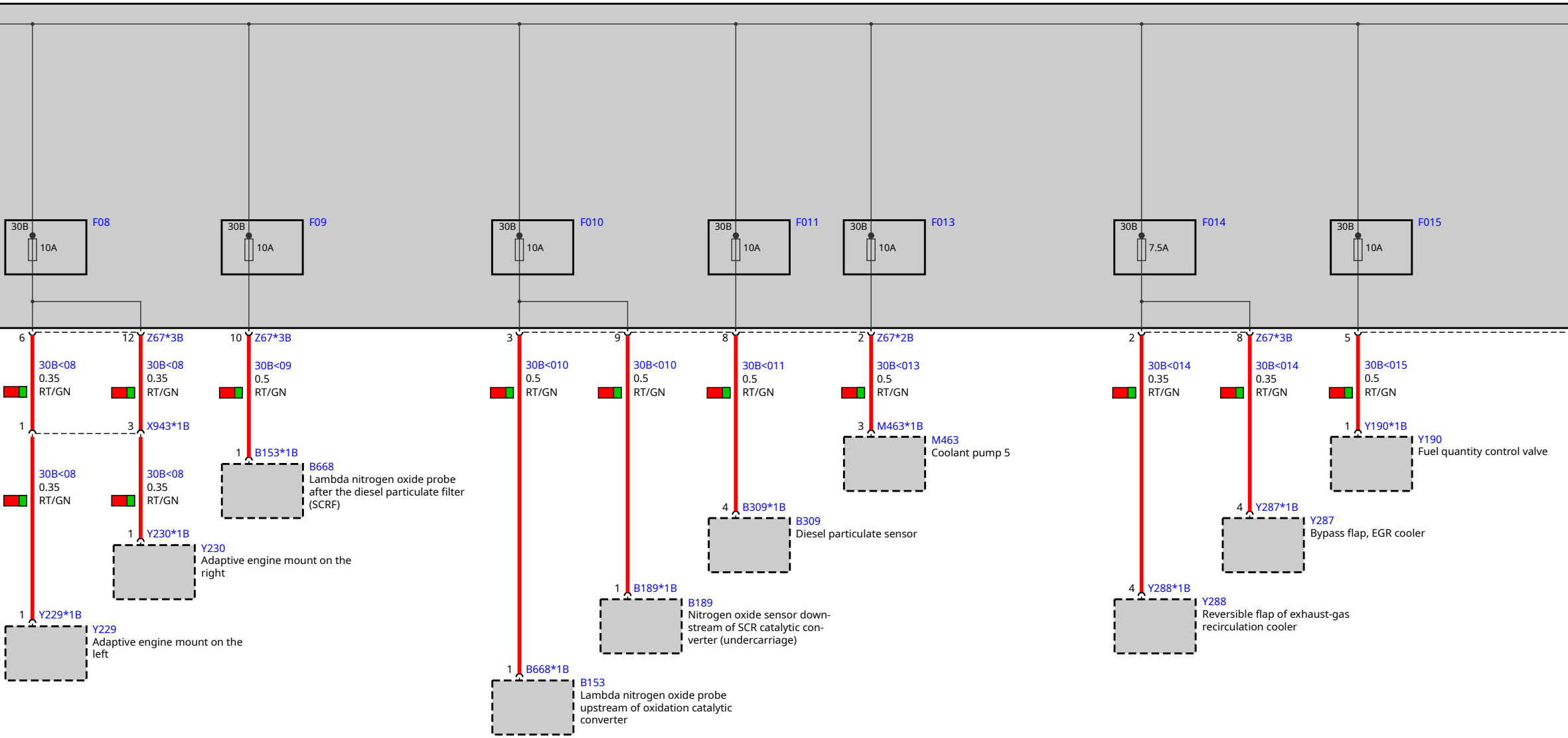
30B
10A
F08
30B
10A
F09
30B
10A
F010
30B
10A
F011
30B
10A
F013
30B
7.5A
F014
30B
10A
F015
6
12
Z67*3B
10
Z67*3B
3
9
8
2
Z67*2B
2
8
Z67*3B
5
30B<08
0.35
RT/GN
30B<08
0.35
RT/GN
30B<09
0.5
RT/GN
30B<010
0.5
RT/GN
30B<010
0.5
RT/GN
30B<011
0.5
RT/GN
30B<013
0.5
RT/GN
30B<014
0.35
RT/GN
30B<014
0.35
RT/GN
30B<015
0.5
RT/GN
1
3
X943*1B
3
M463*1B
M463
Coolant pump 5
1
Y190*1B
Y190
Fuel quantity control valve
1
B153*1B
B668
Lambda nitrogen oxide probe after the diesel particulate filter (SCRF)
30B<08
0.35
RT/GN
30B<08
0.35
RT/GN
4
B309*1B
B309
Diesel particulate sensor
4
Y287*1B
Y287
Bypass flap, EGR cooler
1
Y230*1B
Y230
Adaptive engine mount on the right
1
B189*1B
B189
Nitrogen oxide sensor downstream of SCR catalytic converter (undercarriage)
4
Y288*1B
Y288
Reversible flap of exhaust-gas recirculation cooler
1
Y229*1B
Y229
Adaptive engine mount on the left
1
B668*1B
B153
Lambda nitrogen oxide probe upstream of oxidation catalytic converter

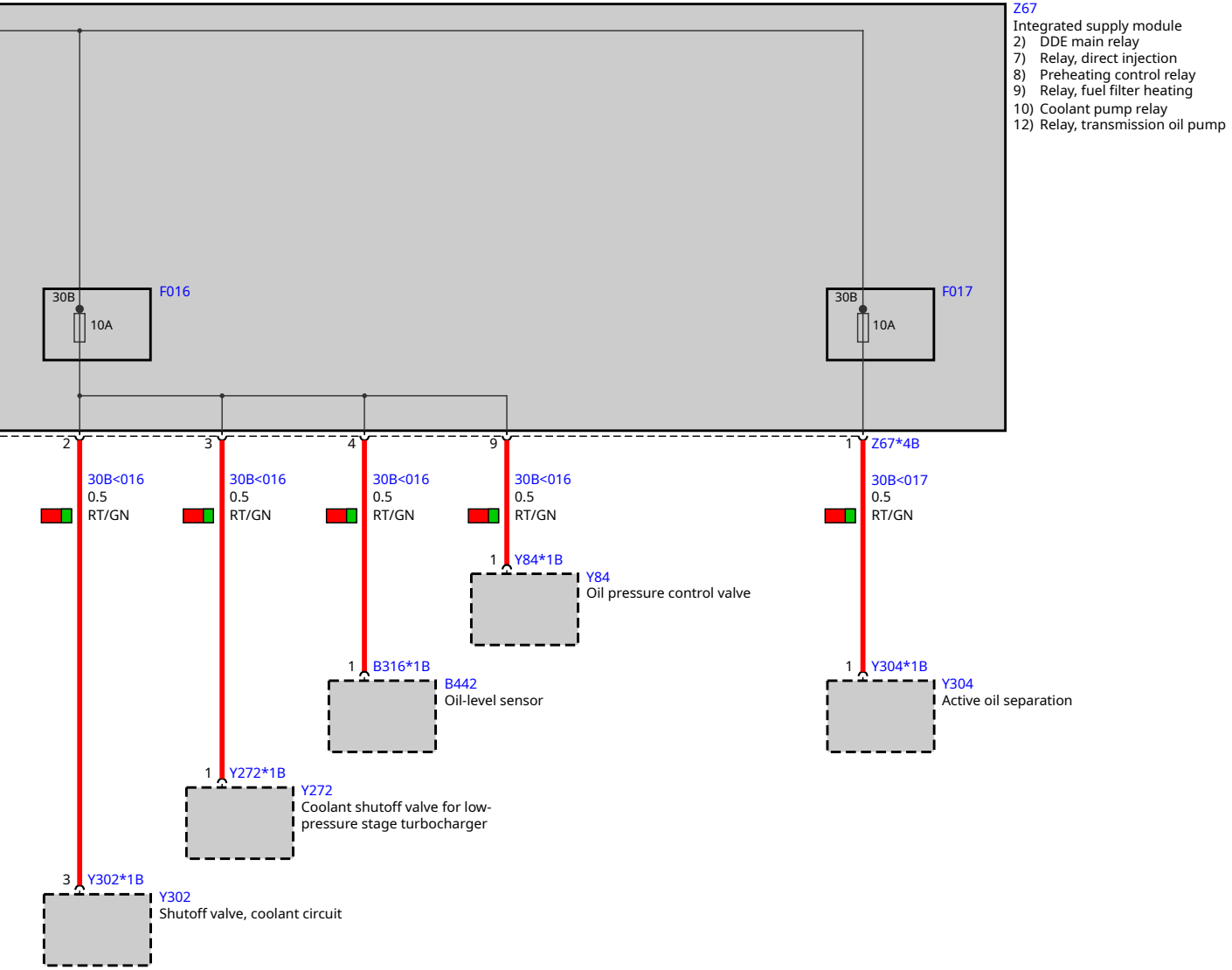
Z67
Integrated supply module
2) DDE main relay
7) Relay, direct injection
8) Preheating control relay
9) Relay, fuel filter heating
10) Coolant pump relay
12) Relay, transmission oil pump
30B
10A
F016
30B
10A
F017
2
3
4
9
1
Z67*4B
30B<016
0.5
RT/GN
30B<016
0.5
RT/GN
30B<016
0.5
RT/GN
30B<016
0.5
RT/GN
30B<017
0.5
RT/GN
1
Y84*1B
Y84
Oil pressure control valve
1
B316*1B
B442
Oil-level sensor
1
Y304*1B
Y304
Active oil separation
1
Y272*1B
Y272
Coolant shutoff valve for low-pressure stage turbocharger
3
Y302*1B
Y302
Shutoff valve, coolant circuit